

QUARTERLY STATEMENT

OF THE

Insurors Indemnity Select Insurance Company

TO THE

Insurance Department

OF THE

STATE OF

Texas

FOR THE QUARTER ENDED
MARCH 31, 2026

PROPERTY AND CASUALTY

2026



PROPERTY AND CASUALTY COMPANIES - ASSOCIATION EDITION

QUARTERLY STATEMENT

AS OF MARCH 31, 2026
OF THE CONDITION AND AFFAIRS OF THE

Insurors Indemnity Select Insurance Company

NAIC Group Code 3279 3279 NAIC Company Code 11496 Employer's ID Number 76-0702699
(Current) (Prior)

Organized under the Laws of Texas, State of Domicile or Port of Entry TX

Country of Domicile United States of America

Incorporated/Organized 08/12/2002 Commenced Business 05/01/2003

Statutory Home Office 823 Washington Avenue, Suite 200 Waco, TX, US 76701-1239
(Street and Number) (City or Town, State, Country and Zip Code)

Main Administrative Office 823 Washington Avenue, Suite 200
(Street and Number)
Waco, TX, US 76701-1239 254-759-3727
(City or Town, State, Country and Zip Code) (Area Code) (Telephone Number)

Mail Address P.O. Box 32577 Waco, TX, US 76703-4200
(Street and Number or P.O. Box) (City or Town, State, Country and Zip Code)

Primary Location of Books and Records 823 Washington Avenue, Suite 200
(Street and Number)
Waco, TX, US 76701-1239 254-759-3727
(City or Town, State, Country and Zip Code) (Area Code) (Telephone Number)

Internet Website Address www.insurorsindemnity.com

Statutory Statement Contact Tammy Tieperman 254-759-3727
(Name) (Area Code) (Telephone Number)
Ttieperman@insurorsindemnity.com (E-mail Address) (FAX Number)

OFFICERS

President & CEO Dave E Talbert Treasurer Thomas G Chase Jr.
Secretary Tammy Tieperman

OTHER

Somers W. Goodman, Vice President - Surety Michael Vieregg, Vice President - Claims Rhett Dawson, Vice President - P&C & Bus Dev
Tammy Tieperman, Vice President - Accounting Audrey Teague, Assistant Secretary

DIRECTORS OR TRUSTEES

Dave E Talbert Thomas G Chase Jr Felicia C Goodman
William R Vance William A Nesbitt Lyndon L Olson
Thomas George Chase III Lauren R Heard

State of Texas SS
County of McLennan

The officers of this reporting entity being duly sworn, each depose and say that they are the described officers of said reporting entity, and that on the reporting period stated above, all of the herein described assets were the absolute property of the said reporting entity, free and clear from any liens or claims thereon, except as herein stated, and that this statement, together with related exhibits, schedules and explanations therein contained, annexed or referred to, is a full and true statement of all the assets and liabilities and of the condition and affairs of the said reporting entity as of the reporting period stated above, and of its income and deductions therefrom for the period ended, and have been completed in accordance with the NAIC Annual Statement Instructions and Accounting Practices and Procedures manual except to the extent that: (1) state law may differ; or, (2) that state rules or regulations require differences in reporting not related to accounting practices and procedures, according to the best of their information, knowledge and belief, respectively. Furthermore, the scope of this attestation by the described officers also includes the related corresponding electronic filing with the NAIC, when required, that is an exact copy (except for formatting differences due to electronic filing) of the enclosed statement. The electronic filing may be requested by various regulators in lieu of or in addition to the enclosed statement.


Dave E. Talbert
President & CEO

Tammy Tieperman
Secretary

Thomas G. Chase, Jr.
Treasurer

Subscribed and sworn to before me this 11th day of May, 2026
Brooke Nichole Lewis

- a. Is this an original filing? Yes [X] No []
b. If no,
1. State the amendment number.....
2. Date filed
3. Number of pages attached.....



STATEMENT AS OF MARCH 31, 2026 OF THE Insurors Indemnity Select Insurance Company

ASSETS

	Current Statement Date			4 December 31 Prior Year Net Admitted Assets
	1 Assets	2 Nonadmitted Assets	3 Net Admitted Assets (Cols. 1 - 2)	
1. Bonds	11,499,663		11,499,663	5,903,977
2. Stocks:				
2.1 Preferred stocks			0	0
2.2 Common stocks	11,380,619		11,380,619	11,332,886
3. Mortgage loans on real estate:				
3.1 First liens			0	0
3.2 Other than first liens.....			0	0
4. Real estate:				
4.1 Properties occupied by the company (less \$ encumbrances)			0	0
4.2 Properties held for the production of income (less \$ encumbrances)			0	0
4.3 Properties held for sale (less \$ encumbrances)			0	0
5. Cash (\$2,222,047), cash equivalents (\$2,669,502) and short-term investments (\$)	4,891,549		4,891,549	5,863,041
6. Contract loans (including \$ premium notes)			0	0
7. Derivatives			0	0
8. Other invested assets			0	0
9. Receivables for securities			0	0
10. Securities lending reinvested collateral assets			0	0
11. Aggregate write-ins for invested assets	0	0	0	0
12. Subtotals, cash and invested assets (Lines 1 to 11)	27,771,831	0	27,771,831	23,099,904
13. Title plants less \$ charged off (for Title insurers only)			0	0
14. Investment income due and accrued	54,299		54,299	57,265
15. Premiums and considerations:				
15.1 Uncollected premiums and agents' balances in the course of collection	2,378,797		2,378,797	2,546,170
15.2 Deferred premiums, agents' balances and installments booked but deferred and not yet due (including \$ earned but unbilled premiums)			0	0
15.3 Accrued retrospective premiums (\$) and contracts subject to redetermination (\$)			0	0
16. Reinsurance:				
16.1 Amounts recoverable from reinsurers	3,105		3,105	204,483
16.2 Funds held by or deposited with reinsured companies			0	0
16.3 Other amounts receivable under reinsurance contracts	601,193		601,193	0
17. Amounts receivable relating to uninsured plans			0	0
18.1 Current federal and foreign income tax recoverable and interest thereon			0	0
18.2 Net deferred tax asset			0	0
19. Guaranty funds receivable or on deposit			0	0
20. Electronic data processing equipment and software			0	0
21. Furniture and equipment, including health care delivery assets (\$)			0	0
22. Net adjustment in assets and liabilities due to foreign exchange rates			0	0
23. Receivables from parent, subsidiaries and affiliates			0	3,100,000
24. Health care (\$) and other amounts receivable			0	0
25. Aggregate write-ins for other than invested assets	329,561	0	329,561	316,667
26. Total assets excluding Separate Accounts, Segregated Accounts and Protected Cell Accounts (Lines 12 to 25)	31,138,786	0	31,138,786	29,324,489
27. From Separate Accounts, Segregated Accounts and Protected Cell Accounts			0	0
28. Total (Lines 26 and 27)	31,138,786	0	31,138,786	29,324,489
DETAILS OF WRITE-INS				
1101.				
1102.				
1103.				
1198. Summary of remaining write-ins for Line 11 from overflow page	0	0	0	0
1199. Totals (Lines 1101 through 1103 plus 1198)(Line 11 above)	0	0	0	0
2501. Goodwill of purchase of Roadrunner Indemnity Company	304,167		304,167	316,667
2502. MGA Receivable	25,394		25,394	
2503.				
2598. Summary of remaining write-ins for Line 25 from overflow page	0	0	0	0
2599. Totals (Lines 2501 through 2503 plus 2598)(Line 25 above)	329,561	0	329,561	316,667

STATEMENT AS OF MARCH 31, 2026 OF THE Insurors Indemnity Select Insurance Company

LIABILITIES, SURPLUS AND OTHER FUNDS

	1 Current Statement Date	2 December 31, Prior Year
1. Losses (current accident year \$)		0
2. Reinsurance payable on paid losses and loss adjustment expenses		0
3. Loss adjustment expenses		0
4. Commissions payable, contingent commissions and other similar charges	383,992	675,195
5. Other expenses (excluding taxes, licenses and fees)	56,681	31,437
6. Taxes, licenses and fees (excluding federal and foreign income taxes)	4,657	34,719
7.1 Current federal and foreign income taxes (including \$ on realized capital gains (losses))	324,085	107,935
7.2 Net deferred tax liability		
8. Borrowed money \$ and interest thereon \$		
9. Unearned premiums (after deducting unearned premiums for ceded reinsurance of \$ and including warranty reserves of \$ and accrued accident and health experience rating refunds including \$0 for medical loss ratio rebate per the Public Health Service Act)		
10. Advance premium	369,246	581,518
11. Dividends declared and unpaid:		
11.1 Stockholders		
11.2 Policyholders		
12. Ceded reinsurance premiums payable (net of ceding commissions)	1,619,769	1,544,931
13. Funds held by company under reinsurance treaties		0
14. Amounts withheld or retained by company for account of others		
15. Remittances and items not allocated		
16. Provision for reinsurance (including \$ certified)		0
17. Net adjustments in assets and liabilities due to foreign exchange rates		
18. Drafts outstanding		
19. Payable to parent, subsidiaries and affiliates	154,571	157,318
20. Derivatives	0	0
21. Payable for securities	992,909	
22. Payable for securities lending		
23. Liability for amounts held under uninsured plans		
24. Capital notes \$ and interest thereon \$		
25. Aggregate write-ins for liabilities	0	0
26. Total liabilities excluding protected cell liabilities (Lines 1 through 25)	3,905,910	3,133,053
27. Protected cell liabilities		
28. Total liabilities (Lines 26 and 27)	3,905,910	3,133,053
29. Aggregate write-ins for special surplus funds	0	0
30. Common capital stock	2,500,000	2,500,000
31. Preferred capital stock		
32. Aggregate write-ins for other than special surplus funds	0	0
33. Surplus notes		
34. Gross paid in and contributed surplus	17,222,422	17,222,422
35. Unassigned funds (surplus)	7,510,454	6,469,014
36. Less treasury stock, at cost:		
36.1 shares common (value included in Line 30 \$)		
36.2 shares preferred (value included in Line 31 \$)		
37. Surplus as regards policyholders (Lines 29 to 35, less 36)	27,232,876	26,191,436
38. Totals (Page 2, Line 28, Col. 3)	31,138,786	29,324,489
DETAILS OF WRITE-INS		
2501.		
2502.		
2503.		
2598. Summary of remaining write-ins for Line 25 from overflow page	0	0
2599. Totals (Lines 2501 through 2503 plus 2598)(Line 25 above)	0	0
2901.		
2902.		
2903.		
2998. Summary of remaining write-ins for Line 29 from overflow page	0	0
2999. Totals (Lines 2901 through 2903 plus 2998)(Line 29 above)	0	0
3201. Guaranty Fund		0
3202.		
3203.		
3298. Summary of remaining write-ins for Line 32 from overflow page	0	0
3299. Totals (Lines 3201 through 3203 plus 3298)(Line 32 above)	0	0

STATEMENT AS OF MARCH 31, 2026 OF THE Insurors Indemnity Select Insurance Company

STATEMENT OF INCOME

	1 Current Year to Date	2 Prior Year to Date	3 Prior Year Ended December 31
UNDERWRITING INCOME			
1. Premiums earned:			
1.1 Direct (written \$ 7,380,479)	5,733,989	2,230,876	16,933,702
1.2 Assumed (written \$)			
1.3 Ceded (written \$ 7,380,479)	5,733,989	2,230,876	16,933,702
1.4 Net (written \$ 0)	0	0	0
DEDUCTIONS:			
2. Losses incurred (current accident year \$):			
2.1 Direct	2,635,104	615,185	5,000,382
2.2 Assumed			
2.3 Ceded	2,635,104	615,185	5,000,382
2.4 Net	0	0	0
3. Loss adjustment expenses incurred			0
4. Other underwriting expenses incurred	(1,128,985)	(227,003)	(1,819,664)
5. Aggregate write-ins for underwriting deductions	0	0	0
6. Total underwriting deductions (Lines 2 through 5)	(1,128,985)	(227,003)	(1,819,664)
7. Net income of protected cells			
8. Net underwriting gain (loss) (Line 1 minus Line 6 + Line 7)	1,128,985	227,003	1,819,664
INVESTMENT INCOME			
9. Net investment income earned	123,718	87,550	414,158
10. Net realized capital gains (losses) less capital gains tax of \$			
11. Net investment gain (loss) (Lines 9 + 10)	123,718	87,550	414,158
OTHER INCOME			
12. Net gain or (loss) from agents' or premium balances charged off (amount recovered \$ amount charged off \$)	0	0	0
13. Finance and service charges not included in premiums	5,155	4,839	19,892
14. Aggregate write-ins for miscellaneous income	0	0	0
15. Total other income (Lines 12 through 14)	5,155	4,839	19,892
16. Net income before dividends to policyholders, after capital gains tax and before all other federal and foreign income taxes (Lines 8 + 11 + 15)	1,257,858	319,392	2,253,714
17. Dividends to policyholders			
18. Net income, after dividends to policyholders, after capital gains tax and before all other federal and foreign income taxes (Line 16 minus Line 17)	1,257,858	319,392	2,253,714
19. Federal and foreign income taxes incurred	264,150	67,072	473,280
20. Net income (Line 18 minus Line 19)(to Line 22)	993,708	252,320	1,780,434
CAPITAL AND SURPLUS ACCOUNT			
21. Surplus as regards policyholders, December 31 prior year	26,191,436	19,608,006	19,608,006
22. Net income (from Line 20)	993,708	252,320	1,780,434
23. Net transfers (to) from Protected Cell accounts			
24. Change in net unrealized capital gains (losses) less capital gains tax of \$	47,732	455,390	1,226,091
25. Change in net unrealized foreign exchange capital gain (loss)			
26. Change in net deferred income tax			
27. Change in nonadmitted assets			
28. Change in provision for reinsurance			0
29. Change in surplus notes			
30. Surplus (contributed to) withdrawn from protected cells			
31. Cumulative effect of changes in accounting principles			
32. Capital changes:			
32.1 Paid in			
32.2 Transferred from surplus (stock dividend)			
32.3 Transferred to surplus			
33. Surplus adjustments:			
33.1 Paid in	0	0	3,100,000
33.2 Transferred to capital (stock dividend)			
33.3 Transferred from capital			
34. Net remittances from or (to) home office			
35. Dividends to stockholders			0
36. Change in treasury stock			
37. Aggregate write-ins for gains and losses in surplus	0	0	476,905
38. Change in surplus as regards policyholders (Lines 22 through 37)	1,041,440	707,710	6,583,430
39. Surplus as regards policyholders, as of statement date (Lines 21 plus 38)	27,232,876	20,315,716	26,191,436
DETAILS OF WRITE-INS			
0501.			
0502.			
0503.			
0598. Summary of remaining write-ins for Line 5 from overflow page	0	0	0
0599. Totals (Lines 0501 through 0503 plus 0598)(Line 5 above)	0	0	0
1401.			
1402.			
1403.			
1498. Summary of remaining write-ins for Line 14 from overflow page	0	0	0
1499. Totals (Lines 1401 through 1403 plus 1498)(Line 14 above)	0	0	0
3701. Adjustment in Federal Income Tax Incurred			476,905
3702. GOODWILL ON ROADRUNNER INDEMNITY COMPANY		0	
3703.			
3798. Summary of remaining write-ins for Line 37 from overflow page	0	0	0
3799. Totals (Lines 3701 through 3703 plus 3798)(Line 37 above)	0	0	476,905

STATEMENT AS OF MARCH 31, 2026 OF THE Insurors Indemnity Select Insurance Company

CASH FLOW

	1 Current Year To Date	2 Prior Year To Date	3 Prior Year Ended December 31
Cash from Operations			
1. Premiums collected net of reinsurance	(571,254)	256,253	368,492
2. Net investment income	121,227	101,236	387,094
3. Miscellaneous income	5,155	4,839	19,892
4. Total (Lines 1 to 3)	(444,872)	362,328	775,478
5. Benefit and loss related payments	(201,378)	197,115	95,480
6. Net transfers to Separate Accounts, Segregated Accounts and Protected Cell Accounts	0	0	0
7. Commissions, expenses paid and aggregate write-ins for deductions	(832,964)	(76,001)	(2,306,503)
8. Dividends paid to policyholders	0	0	0
9. Federal and foreign income taxes paid (recovered) net of \$ tax on capital gains (losses)	48,000	71,249	603,144
10. Total (Lines 5 through 9)	(986,342)	192,363	(1,607,879)
11. Net cash from operations (Line 4 minus Line 10)	541,470	169,965	2,383,357
Cash from Investments			
12. Proceeds from investments sold, matured or repaid:			
12.1 Bonds	68,914	167,634	797,475
12.2 Stocks	0	0	0
12.3 Mortgage loans	0	0	0
12.4 Real estate	0	0	0
12.5 Other invested assets	0	0	0
12.6 Net gains or (losses) on cash, cash equivalents and short-term investments	0	0	0
12.7 Miscellaneous proceeds	992,909	0	0
12.8 Total investment proceeds (Lines 12.1 to 12.7)	1,061,823	167,634	797,475
13. Cost of investments acquired (long-term only):			
13.1 Bonds	5,659,142	99,481	875,124
13.2 Stocks	0	0	0
13.3 Mortgage loans	0	0	0
13.4 Real estate	0	0	0
13.5 Other invested assets	0	0	0
13.6 Miscellaneous applications	0	0	0
13.7 Total investments acquired (Lines 13.1 to 13.6)	5,659,142	99,481	875,124
14. Net increase/(decrease) in contract loans and premium notes	0	0	0
15. Net cash from investments (Line 12.8 minus Line 13.7 and Line 14)	(4,597,319)	68,153	(77,649)
Cash from Financing and Miscellaneous Sources			
16. Cash provided (applied):			
16.1 Surplus notes, capital notes	0	0	0
16.2 Capital and paid in surplus, less treasury stock	0	0	3,100,000
16.3 Borrowed funds	0	0	0
16.4 Net deposits on deposit-type contracts and other insurance liabilities	0	0	0
16.5 Dividends to stockholders	0	0	0
16.6 Other cash provided (applied)	3,084,359	19,416	(2,503,823)
17. Net cash from financing and miscellaneous sources (Line 16.1 through Line 16.4 minus Line 16.5 plus Line 16.6)	3,084,359	19,416	596,177
RECONCILIATION OF CASH, CASH EQUIVALENTS AND SHORT-TERM INVESTMENTS			
18. Net change in cash, cash equivalents and short-term investments (Line 11, plus Lines 15 and 17)	(971,490)	257,534	2,901,885
19. Cash, cash equivalents and short-term investments:			
19.1 Beginning of year	5,863,041	2,961,156	2,961,156
19.2 End of period (Line 18 plus Line 19.1)	4,891,551	3,218,690	5,863,041

Note: Supplemental disclosures of cash flow information for non-cash transactions:

--	--	--	--

NOTES TO FINANCIAL STATEMENTS

NOTE 1 Summary of Significant Accounting Policies and Going Concern
A. Accounting Practices

The financial statements of the company are presented on the basis of accounting practices prescribed by the Texas Department of Insurance. The Texas Department of Insurance recognizes only statutory accounting practices prescribed or permitted by the State of Texas for determining and reporting the financial condition and results of operations. The accompanying financial statements have been prepared in conformity with the NAIC Accounting Practices and procedures Manual. While NAIC SAP has been adopted as a component of permitted practices by the state of Texas, the state has adopted certain practices that differ from those found in NAIC SAP. The Commissioner of Insurance has the right to permit specific practices that deviate from prescribed practices.

	SSAP #	F/S Page	F/S Line #		2025		2024
NET INCOME							
(1) State basis (Page 4, Line 20, Columns 1 & 2)	XXX	XXX	XXX	\$	993,708	\$	1,780,434
(2) State Prescribed Practices that are an increase/ (decrease) from NAIC SAP:							
(3) State Permitted Practices that are an increase/(decrease) from NAIC SAP:							
(4) NAIC SAP (1-2-3=4)	XXX	XXX	XXX	\$	993,708	\$	1,780,434
SURPLUS							
(5) State basis (Page 3, Line 37, Columns 1 & 2)	XXX	XXX	XXX	\$	27,232,876	\$	26,191,436
(6) State Prescribed Practices that are an increase/(decrease) from NAIC SAP:							
(7) State Permitted Practices that are an increase/(decrease) from NAIC SAP:							
(8) NAIC SAP (5-6-7=8)	XXX	XXX	XXX	\$	27,232,876	\$	26,191,436

B. Use of Estimates in the Preparation of the Financial Statements

The preparation of financial statements in conformity with Statutory Accounting Principles requires management to make estimates and assumptions that affect the reported amounts of assets and liabilities. Actual results could differ from those estimates. **IBNR ESTIMATES HAVE BEEN UPDATED FOR LOSS DEVELOPMENT FACTORS PER ACTUARIAL INPUT**

C. Accounting Policy

Premiums are earned over the terms of the related insurance policies and reinsurance contracts. Unearned Premium reserves are established to cover the unexpired portion of premiums written. Such reserves are computed by pro-rate methods for direct business.

Expenses incurred in connection with acquiring new insurance business, including such acquisition costs as sales commissions, are charged to operations as incurred. Expenses incurred are reduced for ceding allowances received or receivable.

In addition, the company uses the following accounting policies:

(1) Basis for Short-Term Investments

The company has short-term investments that is carried at amortized cost of \$57,264.64.

(2) Basis for Bonds and Amortization Schedule

Bonds not backed by other loans are stated at amortized cost using the effective interest method

(3) Basis for Common Stocks

The company does not have any common stocks at this time

(4) Basis for Preferred Stocks

The company does not have any preferred stocks at this time.

(5) Basis for Mortgage Loans

The company does not have any Mortgage Loans

(6) Basis of Loan-Backed Securities and Adjustment Methodology

Loan-backed securities are stated at amortized cost.

(7) Accounting Policies for Investments in Subsidiaries, Controlled and Affiliated Entities

The company carries Roadrunner Indemnity Company on an equity basis.

(8) Accounting Policies for Investments in Joint Ventures, Partnerships and Limited Liability Entities

The company has no investment in joint ventures, partnerships or limited liability companies

(9) Accounting Policies for Derivatives

The company has no derivative instruments

(10) Anticipated Investment Income used in Premium Deficiency Calculation

The company anticipates investment income as a factor in the premium deficiency calculation in accordance with SSAP No 53, PC Contracts - Premiums.

(11) Management's Policies and Methodologies for Estimating Liabilities for Losses and Loss / Claim Adjustments Expenses

Unpaid losses and loss adjustment expenses includes an amount determined from individual case estimates and loss reports and an amount based on past experiences, for losses incurred but not reported. Such liabilities are necessarily based on assumptions and estimates and while management believes the amount is adequate, the ultimate liability may be in excess of or less than the amount provided.

The methods for making such estimates and for establishing the resulting liability are continually reviewed and any adjustments are reflected in the period determined.

(12) Changes in Capitalization Policy and predefined thresholds from prior period

The company has not modified its capitalization policy

(13) Method Used to Estimated Pharmaceutical Rebate Receivables

The company does not have any pharmaceutical rebate receivables

NOTES TO FINANCIAL STATEMENTS

D. Going Concern

The company has no substantial doubt about the entity's ability to continue as a going concern

NOTE 2 Accounting Changes and Corrections of Errors

The company has no accounting changes and corrections of errors to report

NOTE 3 Business Combinations and Goodwill

Effective 12/31/2023, Insurors Financial Corp. (IFC) reorganized its three insurance companies and injected an additional \$3,000,000 into the group to affect an increase in surplus in Insurors Indemnity Company (Company), the resulting top-tier company. Prior to the reorganization, Insurors Indemnity Select Insurance Company (Select) was the parent of IIC which was the parent of Roadrunner Indemnity Company (Roadrunner). Post reorganization, Company is the parent of Select which is now the parent of Roadrunner. To accomplish this, Select acquired all of the outstanding common stock in Roadrunner via a transfer of such stock by Company. IFC acquired all of the outstanding common stock in Company through a transfer of such stock by Select. Company acquired all of the outstanding common stock in Select through a contribution of such stock by IFC. Prior to the reorganization, Insurors Financial Corp. contributed \$3,000,000 to Select as surplus. Immediately following the reorganization, Insurors Indemnity Company contributed \$1,860,000 to Select. The transactions were obligations that were satisfied on January xx, 2024 by cash payments.

A. Statutory Purchase Method

The transaction was accounted for as a statutory purchase, and reflects the following:

1	2	3	4	5
Purchased Entity	Acquisition Date	Cost of Acquired Entity	Original Amount of Goodwill	Original Amount of Admitted Goodwill
Roadrunner Indemnity Company	12/31/2023	\$ 9,262,422	\$ 500,000	\$ 500,000
Total	XXX	\$ 9,262,422	\$ 500,000	\$ 500,000

1	6	7	8	9
Purchased Entity	Admitted Goodwill as of the Reporting Date	Amortized During the Reporting Period	Book Value of SCA	Admitted Goodwill Col. 6/Col. 8
Roadrunner Indemnity Company	\$ 304,167	\$ 12,500	\$ 11,380,619	2.7%
Total	\$ 304,167	\$ 12,500	\$ 11,380,619	XXX

B. Statutory Merger

none

C. Impairment Loss

none

D. Subcomponents and Calculation of Adjusted Surplus and Total Admitted Goodwill

none

NOTE 4 Discontinued Operations

The company has no discontinued operations

NOTE 5 Investments

A. Mortgage Loans, including Mezzanine Real Estate Loans

The company has no mortgage loans at this time

C. Reverse Mortgages

The company has no reverse mortgages

D. Asset-Backed Securities

E. Dollar Repurchase Agreements and/or Securities Lending Transactions

F. Repurchase Agreements Transactions Accounted for as Secured Borrowing

G. Reverse Repurchase Agreements Transactions Accounted for as Secured Borrowing

H. Repurchase Agreements Transactions Accounted for as a Sale

NOTES TO FINANCIAL STATEMENTS

J. Real Estate

(1) The company does not recognize any impairment loss on real estate.

(2) The company has not sold any real estate investment.

(3) The company has no plans to sale for an investment in real estate.

(4) The company does not engage in retail land sales operations.

(5) The company has no mortgage loan real estate.

K. Investments in Tax Credit Structures (tax credit investments)

(1) NONE

L. Restricted Assets

The company does not have any restricted assets.

M. Working Capital Finance Investments

N. Offsetting and Netting of Assets and Liabilities

The company has no derivative, repurchase and reverse repurchase securities.

O. 5GI Securities

The company does not have any 5GI securities

P. Short Sales

NONE

Q. Prepayment Penalty and Acceleration Fees

The company does not have any prepayment penalty or acceleration fees.

R. Reporting Entity's Share of Cash Pool by Asset Type

The company does not have any entity share of cash pool by asset type.

S. Aggregate Collateral Loans by Qualifying Investment Collateral

The Company has no Collateral Loans by qualifying investment collateral.

@@@@@ NJVPALLC!NOTE06_All Could not be loaded please check this i

@@@@@ NINVINC!NOTE07_All Could not be loaded please check this ide

NOTE 8 Derivative Instruments

The company does not have any derivative instruments

NOTE 9 Income Taxes

Net tax asset and liability is recognized. The DTA represents the tax effect of the cumulative haircuts incurred on the growth in loss and unearned premium reserves. The DTL represents the tax effect on the cumulative unrealized gain or loss in the capital and surplus.

A. The components of the net deferred tax asset/(liability) at the end of current period are as follows:

1. The company does not have any net deferred tax asset at the end of the current period

B. The company does not have any unrecognized deferred tax liabilities

NOTES TO FINANCIAL STATEMENTS

C. Current income taxes incurred consist of the following major components:

	(1) As of End of Current Period	(2) 12/31/2024	(3) (Col. 1 - 2) Change
1. Current Income Tax			
(a) Federal	\$ 264,150	\$ 473,280	\$ (209,130)
(b) Foreign			\$ -
(c) Subtotal (1a+1b)	\$ 264,150	\$ 473,280	\$ (209,130)
(d) Federal income tax on net capital gains			\$ -
(e) Utilization of capital loss carry-forwards			\$ -
(f) Other			\$ -
(g) Federal and foreign income taxes incurred (1c+1d+1e+1f)	\$ 264,150	\$ 473,280	\$ (209,130)
2. Deferred Tax Assets:			
(a) Ordinary:			
(1) Discounting of unpaid losses			\$ -
(2) Unearned premium reserve			\$ -
(3) Policyholder reserves			\$ -
(4) Investments			\$ -
(5) Deferred acquisition costs			\$ -
(6) Policyholder dividends accrual			\$ -
(7) Fixed assets			\$ -
(8) Compensation and benefits accrual			\$ -
(9) Pension accrual			\$ -
(10) Receivables - nonadmitted			\$ -
(11) Net operating loss carry-forward			\$ -
(12) Tax credit carry-forward			\$ -
(13) Other			\$ -
(99) Subtotal (sum of 2a1 through 2a13)	\$ -	\$ -	\$ -
(b) Statutory valuation allowance adjustment			\$ -
(c) Nonadmitted			\$ -
(d) Admitted ordinary deferred tax assets (2a99 - 2b - 2c)	\$ -	\$ -	\$ -
(e) Capital:			
(1) Investments			\$ -
(2) Net capital loss carry-forward			\$ -
(3) Real estate			\$ -
(4) Other			\$ -
(99) Subtotal (2e1+2e2+2e3+2e4)	\$ -	\$ -	\$ -
(f) Statutory valuation allowance adjustment			\$ -
(g) Nonadmitted			\$ -
(h) Admitted capital deferred tax assets (2e99 - 2f - 2g)	\$ -	\$ -	\$ -
(i) Admitted deferred tax assets (2d + 2h)	\$ -	\$ -	\$ -
3. Deferred Tax Liabilities:			
(a) Ordinary:			
(1) Investments			\$ -
(2) Fixed assets			\$ -
(3) Deferred and uncollected premium			\$ -
(4) Policyholder reserves			\$ -
(5) Other			\$ -
(99) Subtotal (3a1+3a2+3a3+3a4+3a5)	\$ -	\$ -	\$ -
(b) Capital:			
(1) Investments			\$ -
(2) Real estate			\$ -
(3) Other			\$ -
(99) Subtotal (3b1+3b2+3b3)	\$ -	\$ -	\$ -
(c) Deferred tax liabilities (3a99 + 3b99)	\$ -	\$ -	\$ -
4. Net deferred tax assets/liabilities (2i - 3c)	\$ -	\$ -	\$ -

D. The provision for federal income taxes is different from that which would be obtained by applying the enacted federal income tax rate to income before taxes.

E. (1) Operating Loss and Tax Credit Carryforwards and Protective Tax Deposits: NONE

(2) The income tax expense for the current year and prior years that is available for recoupment in the event of future losses is: -0-

(3) The Company's aggregate amount of deposits admitted under Section 6603 of the Internal Revenue Service Code was -0- at December 31, 2025.

F. 1.The Company's federal income tax return is consolidated with the following entities:

Insurors Financial Corp.EIN: 74-2505719
Insurors Indemnity CompanyEIN: 74-2262949
Roadrunner Indemnity CompanyEIN: 75-1791515
ValueSure Agency, Inc.EIN: 75-2908348
Insurors Indemnity General Agency, Inc. EIN: 74-2760157

G. Federal or Foreign Federal Income Tax Loss Contingencies: NONE

H. Repatriation Transition Tax (RTT)
not applicable

I. Alternative Minimum Tax (AMT) Credit
not applicable

NOTES TO FINANCIAL STATEMENTS

NOTE 10 Information Concerning Parent, Subsidiaries, Affiliates and Other Related Parties

- A. On December 31, 2025, Insurors Financial Corp. committed to contribute \$3,100,000 to the surplus of its subsidiary, Insurors Indemnity Company. The amount is reflected in the statement of the company Assets, line 23. Receivables from parent, subsidiaries and affiliates. The amount was paid to the company on February 24, 2026, pursuant to Statutory Accounting procedure SSAP No. 72.

On December 31, 2025, Insurors Indemnity Company committed to contribute \$3,100,000 to the surplus of its subsidiary, Insurors Indemnity Select Insurance Company which payable is reflected in its Annual Statement at Liabilities, Surplus and other Funds line 19 Payable to parent, subsidiaries and affiliates. The transaction was approved by official action letter dated February 9, 2026, reference HCS #1195859.

That amount is reflected in the statement of Insurors Indemnity Select Insurance Company at Assets, line 23 Receivables from parent, subsidiaries and affiliates, and in its Liabilities, Surplus and other Funds line 34 Gross paid in and contributed surplus. That amount was paid to the company on February 24, 2026 pursuant to Statutory Accounting procedure SSAP No. 72.

Insurors Financial Corp. owns 100% of Insurors Indemnity Company which owns 100% of Insurors Indemnity Select Insurance Company which owns 100% of Roadrunner Indemnity Company.
Insurors Financial Corp. owns 100% of Insurors Indemnity General Agency, Inc. which owns 100% of ValueSure Agency, Inc. These entities are affiliates of the companies.

- B. Transactions On December 31, 2023 Insurors Financial Corp, committed to contribute \$3,000,000 to the surplus of Insurors Indemnity Select which was set up as a receivable on Company's statement. On December 31, 2023 following the reorganization described in Note 3, Insurors Indemnity Company contributed \$1,860,000 to the surplus of Insurors Indemnity Select. These transactions were considered in HCS # 1148324 Exemption filing.
All other transactions between the affiliates in excess of the limits of Chapter 823.102 have been submitted to the TDI for review and approval or no action.

- C. Transactions with related party who are not reported on Schedule Y
NONE

- D. D.Amounts due to or from Related Parties
The company does not have any amounts due related parties at this time.

- E. E.Material Contracts with Affiliates

The company has a Managing General Agency Agreement with its affiliate, Insurors Indemnity General Agency, Inc., dba Insurors Indemnity Underwriters (IIU). Under the agreement, IIU has the authority to carry out the day-to-day operations of Insurors Indemnity and its affiliates through IIU's employees.
Insurors Indemnity Company has an affiliated reinsurance agreement with Insurors Indemnity Select (IIS) and Roadrunner Indemnity Company, covering 100% of the business written by each.

The company's federal income tax return is consolidated with Insurors Financial Corp, Insurors Indemnity Company, Roadrunner Indemnity Company, Insurors Indemnity General Agency, Inc. and ValueSure Agency, Inc. effective April 1, 2022.

- F. There are no guarantees or undertakings for related parties.

- G. G.Nature of the Relationship

There is no control relationship that would result in the operating results or financial position of the company being significantly different from those that would have been obtained if the enterprises were autonomous except as disclosed in Note 10 F.

- H. There is no amount deducted from the value of an upstream intermediate entity

- I. I.Investments in SCA that Exceed 10% of Admitted Assets
The Company owns 100% of Roadrunner Indemnity Company. This common stock investment is recorded at its statutory equity value of \$9,262,422.

- J. The company has no investments in impaired SCA's

- K. There are no investments in a foreign insurance subsidiary

- L. There is no investment in a downstream noninsurance holding company

- M. The company does not have any investments in non-insurance subsidiary controlled and affiliated entities

- N. The company has no investments in SCA entities utilizing prescribed or permitted practices

- O. The company has no SCA Loss tracking

NOTE 11 Debt

- A. The company has no debt notes.

- B. FHLB (Federal Home Loan Bank) Agreements
(1) The company does not have an agreement with FHLB.

NOTE 12 Retirement Plans, Deferred Compensation, Postemployment Benefits and Compensated Absences and Other Postretirement Benefit Plans

- A. Defined Benefit Plan
NONE

- B. Investment Policies and Strategies
The company has an investment policy and strategy that they follow

- C. The fair value of each class of plan assets
The Company has no fair value of plan assets

- D. Basis Used to Determine Expected Long-Term Rate of Return
The company has no expected long term rate of return

- E. Defined Contribution Plan
The company with other affiliated companies in the parent company, Insurors Financial Corp, participate in a defined contribution 401(k) plan. Employees are eligible to participate in the plan once they have been employed for one year and reach the age of 21. This is part of the MGA agreement with Insurors Indemnity General Agency, Inc.

NOTES TO FINANCIAL STATEMENTS

- F. Multiemployer Plans
the company does not participate in a multiemployer plan
- G. Consolidated/Holding Company Plans
The company with other affiliated companies in the parent company, Insurors Financial Corp, participate in a defined contribution 401(k) plan. Employees are eligible to participate in the plan once they have been employed for one year and reach the age of 21. This is part of the MGA agreement with Insurors Indemnity General Agency, Inc.
- H. Postemployment Benefits and Compensated Absences
The company has no postemployment benefits and compensated absences
- I. Impact of Medicare Modernization Act on Postretirement Benefits (INT 04-17)
The company has no defined plan for which this medicare act applies

NOTE 13 Capital and Surplus, Dividend Restrictions and Quasi-Reorganizations

- A. The company has 5,000,000 shares authorized and 2,500,000 shares issued and outstanding. All shares are class A shares at \$1 par.
- B. The company has no preferred stock
- C. Under the Insurance Holding Company system Regulatory Act, Article 21.49.1, Section 4 without prior approval of its domiciliary commissioner, dividend distributions to shareholders are limited by the laws of the company's state of incorporation, Texas, to the greater of 10% of surplus or the prior year's earnings.
- D. No dividends were paid during the reporting year
- E. There are no restrictions placed on the portion of company profits that may be paid as ordinary dividends to stockholders.
- F. There were no restrictions placed on the company's surplus
- G. There are no advances to surplus unpaid
- H. There is no stock held by the company for special purposes
- I. There are no changes in the balance of special surplus funds
The portion of unassigned funds (surplus) represented or reduced by cumulative unrealized gains and losses is
- J. \$2,063,523.
- K. The Company issued the following surplus debentures or similar obligations:
The company does not have a surplus debenture
- L. The impact of any restatement due to prior quasi-reorganizations is as follows:
The company had no quasi-reorganization
- M. Effective Date of Quasi-Reorganization for a Period of Ten Years Following Reorganization
The company has had no quasi-reorganization in the past ten years

NOTE 14 Liabilities, Contingencies and Assessments

- A. Contingent Commitments

The company does not have any contingent commitments
- B. Assessments
The company is not aware of any assessments which could have a material financial effect.
- C. Gain Contingencies
The company has no gain contingencies
- D. Claims related extra contractual obligations and bad faith losses stemming from lawsuits
The company has no pending legal proceedings which could result in gain contingencies.
- E. Product Warranties
The company does not have any product warranties
- F. Joint and Several Liabilities
The company does not have any joint and several liabilities
- G. All Other Contingencies
The company does not have any other contingencies

NOTE 15 Leases

- A. Lessee Operating Lease:
 - (1) The company has no lessee operating lease.

NOTE 16 Information About Financial Instruments With Off-Balance Sheet Risk and Financial Instruments With Concentrations of Credit Risk

The company does not have any financial instruments with off balance sheet risk or credit risk

NOTES TO FINANCIAL STATEMENTS

NOTE 17 Sale, Transfer and Servicing of Financial Assets and Extinguishments of Liabilities

- A. Transfers of Receivables Reported as Sales
The company has no transfer of receivables reported as sales
- B. Transfer and Servicing of Financial Assets
The company has no transfer and servicing of financial assets to report
- C. Wash Sales
The company has no wash sales to report

NOTE 18 Gain or Loss to the Reporting Entity from Uninsured Plans and the Uninsured Portion of Partially Insured Plans

The company does not administer an uninsured or partially insured accident and health plan

NOTE 19 Direct Premium Written/Produced by Managing General Agents/Third Party Administrators

Name and Address of Managing General Agent or Third Party Administrator	FEIN NUMBER	Exclusive Contract	Types of Business Written	Type of Authority Granted	Total Direct Premiums Written/Produced By
iMGA, LLC	27-0771349	No	Surplus Lines	P	\$ 2,409,501
Insurors Indemnity General Agency, Inc.		No	Surplus Lines	P	\$ 2,159,418
Atlas General Agency		No	Surplus Lines	P	\$ 1,855,064
Total	XXX	XXX	XXX	XXX	\$ 6,423,983

C - Claims Payment
CA - Claims Adjustment
R - Reinsurance Ceding
B - Binding Authority
P - Premium Collection
U - Underwriting

NOTE 20 Fair Value Measurements

- A. The company's assets and liabilities measured at fair value have been classified based on a hierarchy defined in statement of statutory accounting principles No 100R. The three level fair value hierarchy is based on the degree of subjectivity inherent in the valuation method by which fair value was determined.

(1) Fair Value Measurements at Reporting Date

Description for each class of asset or liability	(Level 1)	(Level 2)	(Level 3)	Net Asset Value (NAV)	Total
a. Assets at fair value					
Bonds	\$ 6,518,463	\$ 5,030,581			\$ 11,549,044
Cash Equivalents	\$ 2,669,502				\$ 2,669,502
Total assets at fair value/NAV	\$ 9,187,965	\$ 5,030,581	\$ -	\$ -	\$ 14,218,546

- (2) Fair Value Measurements in (Level 3) of the Fair Value hierarchy
The company has no assets or liabilities that are Level 3
- (3) Policies when Transfers Between Levels are Recognized
The company has no assets / liabilities transferred between levels
- (4) Description of Valuation Techniques and Inputs Used in Fair Value Measurement
Fair values for the company's portfolio are provided by our investment custodian.
- (5) The company has no derivative assets or liabilities

- B. Fair Value Reporting under SSAP 100 and Other Accounting Pronouncements
The company does not disclose fair value information under other accounting pronouncements

- C. Aggregate fair value for all financial instruments and the level within the fair value hierarchy in which the fair value measurements in their entirety fall.

Type of Financial Instrument	Aggregate Fair Value	Admitted Assets	(Level 1)	(Level 2)	(Level 3)	Net Asset Value (NAV)	Not Practicable (Carrying Value)
Bonds	\$ 11,549,044	\$ 11,549,044	\$ 6,518,463	\$ 5,030,581			
Cash Equivalents	\$ 2,669,502	\$ 2,669,502	\$ 2,669,502				

- D. Not Practicable to Estimate Fair Value

The company has no assets or liabilities that are not practicable to estimate at fair value

- E. NAV Practical Expedient Investments
The company has no NAV practical expedient investments

NOTE 21 Other Items

- A. Unusual or Infrequent Items
The company does not have any unusual or infrequent items.
- B. Troubled Debt Restructuring: Debtors
The company has no troubled debt restructuring debtors.
- C. Other Disclosures
The company has no other disclosures.

NOTES TO FINANCIAL STATEMENTS

- D. Business Interruption Insurance Recoveries
The company had no business interruption insurance recoveries.
- E. State Transferable and Non-transferable Tax Credits
The company had no state transferrable and non-transferrable tax credits this year
- F. Subprime Mortgage Related Risk Exposure
(1) The company had no subprime mortgage related risk exposure.
- G. Insurance-Linked Securities (ILS) Contracts
The company had no insurance linked securities ILS contracts
- H. The Amount That Could Be Realized on Life Insurance Where the Reporting Entity is Owner and Beneficiary or Has Otherwise Obtained Rights to Control the Policy
The company has no life insurance where the reporting entity is owner and beneficiary or has otherwise obtained rights to control the policy

NOTE 22 Events Subsequent

Type I – Recognized Subsequent Events:

On January 31, 2024 Insurors Financial Corp. contributed \$3,000,000 cash to Company in satisfaction of its December 31, 2023 obligation.

On January 11, 2024 Insurors Indemnity Company contributed \$1,860,000 cash to Company in satisfaction of its December 31, 2023 obligation.

Type II – Nonrecognized Subsequent Events:

NONE

NOTE 23 Reinsurance

- A. Unsecured Reinsurance Recoverables

NONE

NOTE 24 Retrospectively Rated Contracts & Contracts Subject to Redetermination

The company had no retrospectively rated contracts and contracts subject to redetermination

NOTE 25 Changes in Incurred Losses and Loss Adjustment Expenses

The company had no significant changes in methodologies and assumptions used in calculating the Incurred losses and loss adjustment expenses

NOTE 26 Intercompany Pooling Arrangements

The company has no pooling arrangements

NOTE 27 Structured Settlements

The company has no structured settlements

NOTE 28 Health Care Receivables

The company does not write Health Insurance

NOTE 29 Participating Policies

The company does not issue participating policies

NOTE 30 Premium Deficiency Reserves

The company is not required to have a premium deficiency at this time.

NOTE 31 High Deductibles

The company has no reserve credit recored for high deductibles on unpaid claims

NOTE 32 Discounting of Liabilities for Unpaid Losses or Unpaid Loss Adjustment Expenses

The company does not discount liabilities for unpaid losses or unpaid loss adjustment expenses

NOTE 33 Asbestos/Environmental Reserves

The company is not exposed to asbestos / environmental claims

NOTE 34 Subscriber Savings Accounts

The company is not a reciprocal insurance company and does not have subscriber savings accounts

NOTE 35 Multiple Peril Crop Insurance

The company does not write Crop Insurance

NOTE 36 Financial Guaranty Insurance

The company does not sell Financial Guaranty Insurance

GENERAL INTERROGATORIES

PART 1 - COMMON INTERROGATORIES

GENERAL

- 1.1 Did the reporting entity experience any material transactions requiring the filing of Disclosure of Material Transactions with the State of Domicile, as required by the Model Act? Yes [] No [X]
- 1.2 If yes, has the report been filed with the domiciliary state? Yes [] No []
- 2.1 Has any change been made during the year of this statement in the charter, by-laws, articles of incorporation, or deed of settlement of the reporting entity? Yes [] No [X]
- 2.2 If yes, date of change:
- 3.1 Is the reporting entity a member of an Insurance Holding Company System consisting of two or more affiliated persons, one or more of which is an insurer? Yes [X] No []
If yes, complete Schedule Y, Parts 1 and 1A.
- 3.2 Have there been any substantial changes in the organizational chart since the prior quarter end? Yes [] No [X]
- 3.3 If the response to 3.2 is yes, provide a brief description of those changes.
.....
- 3.4 Is the reporting entity publicly traded or a member of a publicly traded group? Yes [] No [X]
- 3.5 If the response to 3.4 is yes, provide the CIK (Central Index Key) code issued by the SEC for the entity/group.
- 4.1 Has the reporting entity been a party to a merger or consolidation during the period covered by this statement? Yes [] No [X]
- 4.2 If yes, provide the name of the entity, NAIC Company Code, and state of domicile (use two letter state abbreviation) for any entity that has ceased to exist as a result of the merger or consolidation.

1	2	3
Name of Entity	NAIC Company Code	State of Domicile

5. If the reporting entity is subject to a management agreement, including third-party administrator(s), managing general agent(s), attorney-in-fact, or similar agreement, have there been any significant changes regarding the terms of the agreement or principals involved? Yes [] No [X] N/A []
If yes, attach an explanation.
.....
- 6.1 State as of what date the latest financial examination of the reporting entity was made or is being made. 12/31/2022
- 6.2 State the as of date that the latest financial examination report became available from either the state of domicile or the reporting entity. This date should be the date of the examined balance sheet and not the date the report was completed or released. 12/31/2022
- 6.3 State as of what date the latest financial examination report became available to other states or the public from either the state of domicile or the reporting entity. This is the release date or completion date of the examination report and not the date of the examination (balance sheet date). 05/31/2024
- 6.4 By what department or departments?
TEXAS DEPARTMENT OF INSURANCE
- 6.5 Have all financial statement adjustments within the latest financial examination report been accounted for in a subsequent financial statement filed with Departments? Yes [X] No [] N/A []
- 6.6 Have all of the recommendations within the latest financial examination report been complied with? Yes [X] No [] N/A []
- 7.1 Has this reporting entity had any Certificates of Authority, licenses or registrations (including corporate registration, if applicable) suspended or revoked by any governmental entity during the reporting period? Yes [] No [X]
- 7.2 If yes, give full information:
.....
- 8.1 Is the company a subsidiary of a bank holding company regulated by the Federal Reserve Board? Yes [] No [X]
- 8.2 If response to 8.1 is yes, please identify the name of the bank holding company.
.....
- 8.3 Is the company affiliated with one or more banks, thrifts or securities firms? Yes [] No [X]
- 8.4 If response to 8.3 is yes, please provide below the names and location (city and state of the main office) of any affiliates regulated by a federal regulatory services agency [i.e. the Federal Reserve Board (FRB), the Office of the Comptroller of the Currency (OCC), the Federal Deposit Insurance Corporation (FDIC) and the Securities Exchange Commission (SEC)] and identify the affiliate's primary federal regulator.

1	2	3	4	5	6
Affiliate Name	Location (City, State)	FRB	OCC	FDIC	SEC

GENERAL INTERROGATORIES

- 9.1 Are the senior officers (principal executive officer, principal financial officer, principal accounting officer or controller, or persons performing similar functions) of the reporting entity subject to a code of ethics, which includes the following standards? Yes [] No []
- (a) Honest and ethical conduct, including the ethical handling of actual or apparent conflicts of interest between personal and professional relationships;
- (b) Full, fair, accurate, timely and understandable disclosure in the periodic reports required to be filed by the reporting entity;
- (c) Compliance with applicable governmental laws, rules and regulations;
- (d) The prompt internal reporting of violations to an appropriate person or persons identified in the code; and
- (e) Accountability for adherence to the code.
- 9.11 If the response to 9.1 is no, please explain:
- 9.2 Has the code of ethics for senior managers been amended? Yes [] No []
- 9.21 If the response to 9.2 is yes, provide information related to amendment(s).
- 9.3 Have any provisions of the code of ethics been waived for any of the specified officers? Yes [] No []
- 9.31 If the response to 9.3 is yes, provide the nature of any waiver(s).

FINANCIAL

- 10.1 Does the reporting entity report any amounts due from parent, subsidiaries or affiliates on Page 2 of this statement? Yes [] No []
- 10.2 If yes, indicate any amounts receivable from parent included in the Page 2 amount: \$

INVESTMENT

- 11.1 Were any of the stocks, bonds, or other assets of the reporting entity loaned, placed under option agreement, or otherwise made available for use by another person? (Exclude securities under securities lending agreements.) Yes [] No []
- 11.2 If yes, give full and complete information relating thereto:
12. Amount of real estate and mortgages held in other invested assets in Schedule BA: \$
- 13.1 Does the reporting entity have any investments in parent, subsidiaries and affiliates? Yes [] No []
- 13.2 If yes, please complete the following:

	1 Prior Year-End Book/Adjusted Carrying Value	2 Current Quarter Book/Adjusted Carrying Value
13.21 Bonds	\$0	\$
13.22 Preferred Stock	\$0	\$
13.23 Common Stock	\$ 11,332,886	\$ 11,380,619
13.24 Short-Term Investments	\$	\$
13.25 Mortgage Loans on Real Estate	\$0	\$
13.26 All Other	\$0	\$
13.27 Total Investment in Parent, Subsidiaries and Affiliates (Subtotal Lines 13.21 to 13.26)	\$ 11,332,886	\$ 11,380,619
13.28 Total Investment in Parent included in Lines 13.21 to 13.26 above	\$	\$

- 14.1 Has the reporting entity entered into any hedging transactions reported on Schedule DB? Yes [] No []
- 14.2 If yes, has a comprehensive description of the hedging program been made available to the domiciliary state? Yes [] No [] N/A []
- If no, attach a description with this statement.
15. For the reporting entity's security lending program, state the amount of the following as of the current statement date:
- 15.1 Total fair value of reinvested collateral assets reported on Schedule DL, Parts 1 and 2 \$0
- 15.2 Total book/adjusted carrying value of reinvested collateral assets reported on Schedule DL, Parts 1 and 2 \$0
- 15.3 Total payable for securities lending reported on the liability page. \$0

STATEMENT AS OF MARCH 31, 2026 OF THE Insurors Indemnity Select Insurance Company
GENERAL INTERROGATORIES

16. Excluding items in Schedule E - Part 3 - Special Deposits, real estate, mortgage loans and investments held physically in the reporting entity's offices, vaults or safety deposit boxes, were all stocks, bonds and other securities, owned throughout the current year held pursuant to a custodial agreement with a qualified bank or trust company in accordance with Section 1, III - General Examination Considerations, F. Outsourcing of Critical Functions, Custodial or Safekeeping Agreements of the NAIC Financial Condition Examiners Handbook? Yes [X] No []
- 16.1 For all agreements that comply with the requirements of the NAIC Financial Condition Examiners Handbook, complete the following:

1 Name of Custodian(s)	2 Custodian Address
US BANK	BIRMINGHAM, AL

- 16.2 For all agreements that do not comply with the requirements of the NAIC Financial Condition Examiners Handbook, provide the name, location and a complete explanation:

1 Name(s)	2 Location(s)	3 Complete Explanation(s)

- 16.3 Have there been any changes, including name changes, in the custodian(s) identified in 16.1 during the current quarter? Yes [] No [X]
- 16.4 If yes, give full information relating thereto:

1 Old Custodian	2 New Custodian	3 Date of Change	4 Reason

- 16.5 Investment management – Identify all investment advisors, investment managers, broker/dealers, including individuals that have the authority to make investment decisions on behalf of the reporting entity. This includes both primary and sub-advisors. For assets that are managed internally by employees of the reporting entity, note as such. ["...that have access to the investment accounts"; "...handle securities"]

1 Name of Firm or Individual	2 Affiliation
NEW ENGLAND ASSET MANAGEMENT, INC.	U.....

16.5097 For those firms/individuals listed in the table for Question 16.5, do any firms/individuals unaffiliated with the reporting entity (i.e. designated with a "U") manage more than 10% of the reporting entity's invested assets?..... Yes [X] No [] N/A []

16.5098 For firms/individuals unaffiliated with the reporting entity (i.e. designated with a "U") listed in the table for Question 16.5, does the total assets under management aggregate to more than 50% of the reporting entity's invested assets?..... Yes [X] No [] N/A []

- 16.6 For those firms or individuals listed in the table for 16.5 with an affiliation code of "A" (affiliated) or "U" (unaffiliated), provide the information for the table below.

1 Central Registration Depository Number	2 Name of Firm or Individual	3 Registered With	4 Investment Management Agreement (IMA) Filed
	NEW ENGLAND ASSET MANAGEMENT, INC.	U.S. SECURITIES AND EXCHANGE	NO.....

- 17.1 Have all the filing requirements of the Purposes and Procedures Manual of the NAIC Investment Analysis Office been followed? Yes [X] No []
- 17.2 If no, list exceptions:

.....

18. By self-designating 5GI securities, the reporting entity is certifying the following elements for each self-designated 5GI security:
- a. Documentation necessary to permit a full credit analysis of the security does not exist or an NAIC CRP credit rating for an FE or PL security is not available.
 - b. Issuer or obligor is current on all contracted interest and principal payments.
 - c. The insurer has an actual expectation of ultimate payment of all contracted interest and principal.
- Has the reporting entity self-designated 5GI securities? Yes [] No [X]

STATEMENT AS OF MARCH 31, 2026 OF THE Insurors Indemnity Select Insurance Company
GENERAL INTERROGATORIES

19. By self-designating PLGI securities, the reporting entity is certifying its compliance with the requirements as specified in the Purposes and Procedures Manual of the NAIC Investment Analysis Office (P&P Manual) for private letter rating (PLR) securities and the following elements of each self-designated PLGI security:
- a. The security was either:
 - i. issued prior to January 1, 2018 (which is exempt from PLR filing requirements pursuant to the P&P Manual), or
 - ii. issued from January 1, 2018 to December 31, 2021 and subject to a confidentiality agreement executed prior to January 1, 2022 which confidentiality agreement remains in force, for which an insurance company cannot provide a copy of a private letter rating rationale report to the SVO due to confidentiality or other contractual reasons ("waived submission PLR securities").
 - b. The reporting entity is holding capital commensurate with the NAIC Designation and NAIC Designation Category reported for the security.
 - c. The NAIC Designation and NAIC Designation Category were derived from the credit rating assigned by an NAIC CRP in its legal capacity as a NRSRO which is shown on a current private letter rating, dated during the financial statement year, held by the insurer and available for examination by state insurance regulators.
 - d. Other than for waived submission PLR securities, defined above, on or after January 1, 2024 for any PLR securities issued on or after January 1, 2022, if the reporting entity is not permitted to share this private credit rating or the private rating letter rationale report of the PL security with the SVO, it certifies that it is reporting it as an NAIC 5.B GI and may not assign any other self-designation.
- Has the reporting entity self-designated PLGI to securities, all of which meet the above requirement and as specified in the P&P Manual? Yes [] No [X]
20. By assigning FE to a Schedule BA non-registered private fund, the reporting entity is certifying the following elements of each self-designated FE fund:
- a. The shares were purchased prior to January 1, 2019.
 - b. The reporting entity is holding capital commensurate with the NAIC Designation reported for the security.
 - c. The security had a public credit rating(s) with annual surveillance assigned by an NAIC CRP in its legal capacity as an NRSRO prior to January 1, 2019.
 - d. The fund only or predominantly holds bonds in its portfolio.
 - e. The current reported NAIC Designation was derived from the public credit rating(s) with annual surveillance assigned by an NAIC CRP in its legal capacity as an NRSRO.
 - f. The public credit rating(s) with annual surveillance assigned by an NAIC CRP has not lapsed.
- Has the reporting entity assigned FE to Schedule BA non-registered private funds that complied with the above criteria? Yes [] No [X]

GENERAL INTERROGATORIES

PART 2 - PROPERTY & CASUALTY INTERROGATORIES

1. If the reporting entity is a member of a pooling arrangement, did the agreement or the reporting entity's participation change? Yes [] No [] N/A [X]
 If yes, attach an explanation.

2. Has the reporting entity reinsured any risk with any other reporting entity and agreed to release such entity from liability, in whole or in part, from any loss that may occur on the risk, or portion thereof, reinsured? Yes [] No [X]
 If yes, attach an explanation.

3.1 Have any of the reporting entity's primary reinsurance contracts been canceled? Yes [] No [X]

3.2 If yes, give full and complete information thereto.

4.1 Are any of the liabilities for unpaid losses and loss adjustment expenses other than certain workers' compensation tabular reserves (see Annual Statement Instructions pertaining to disclosure of discounting for definition of "tabular reserves") discounted at a rate of interest greater than zero? Yes [] No [X]

4.2 If yes, complete the following schedule:

1 Line of Business	2 Maximum Interest	3 Discount Rate	TOTAL DISCOUNT				DISCOUNT TAKEN DURING PERIOD			
			4 Unpaid Losses	5 Unpaid LAE	6 IBNR	7 TOTAL	8 Unpaid Losses	9 Unpaid LAE	10 IBNR	11 TOTAL
TOTAL			0	0	0	0	0	0	0	0

5. Operating Percentages:

5.1 A&H loss percent %

5.2 A&H cost containment percent %

5.3 A&H expense percent excluding cost containment expenses %

6.1 Do you act as a custodian for health savings accounts? Yes [] No [X]

6.2 If yes, please provide the amount of custodial funds held as of the reporting date \$.....

6.3 Do you act as an administrator for health savings accounts? Yes [] No [X]

6.4 If yes, please provide the balance of the funds administered as of the reporting date \$.....

7. Is the reporting entity licensed or chartered, registered, qualified, eligible or writing business in at least two states? Yes [X] No []

7.1 If no, does the reporting entity assume reinsurance business that covers risks residing in at least one state other than the state of domicile of the reporting entity? Yes [] No []

SCHEDULE F - CEDED REINSURANCE

Showing All New Reinsurers - Current Year to Date

1 NAIC Company Code	2 ID Number	3 Name of Reinsurer	4 Domiciliary Jurisdiction	5 Type of Reinsurer	6 Certified Reinsurer Rating (1 through 6)	7 Effective Date of Certified Reinsurer Rating
NONE						

STATEMENT AS OF MARCH 31, 2026 OF THE Insurors Indemnity Select Insurance Company

SCHEDULE T - EXHIBIT OF PREMIUMS WRITTEN

Current Year to Date - Allocated by States and Territories

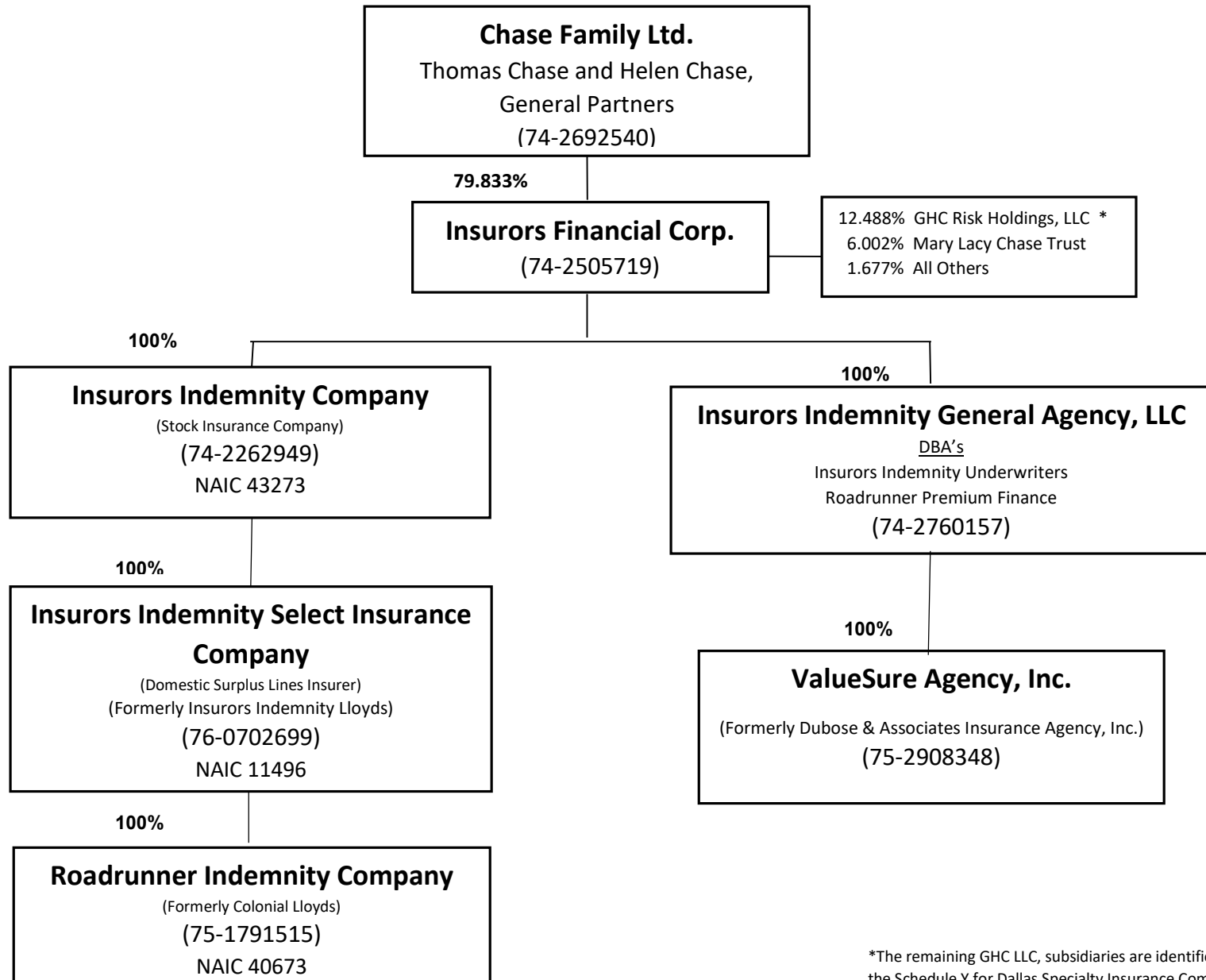
States, etc.	1 Active Status (a)	Direct Premiums Written		Direct Losses Paid (Deducting Salvage)		Direct Losses Unpaid	
		2 Current Year To Date	3 Prior Year To Date	4 Current Year To Date	5 Prior Year To Date	6 Current Year To Date	7 Prior Year To Date
1. Alabama	AL	N					
2. Alaska	AK	N					
3. Arizona	AZ	E	18,532	0		0	
4. Arkansas	AR	N					
5. California	CA	N					
6. Colorado	CO	N					
7. Connecticut	CT	N					
8. Delaware	DE	N					
9. District of Columbia	DC	N					
10. Florida	FL	N					
11. Georgia	GA	N					
12. Hawaii	HI	N					
13. Idaho	ID	N					
14. Illinois	IL	N					
15. Indiana	IN	N					
16. Iowa	IA	N					
17. Kansas	KS	E		1,234	0		0
18. Kentucky	KY	N					
19. Louisiana	LA	N					
20. Maine	ME	N					
21. Maryland	MD	N					
22. Massachusetts	MA	N					
23. Michigan	MI	N					
24. Minnesota	MN	N					
25. Mississippi	MS	N					
26. Missouri	MO	E					
27. Montana	MT	N					
28. Nebraska	NE	N					
29. Nevada	NV	N					
30. New Hampshire	NH	N					
31. New Jersey	NJ	N					
32. New Mexico	NM	E	61,172	0		0	
33. New York	NY	N					
34. North Carolina	NC	N					
35. North Dakota	ND	N					
36. Ohio	OH	N					
37. Oklahoma	OK	N					
38. Oregon	OR	N					
39. Pennsylvania	PA	N					
40. Rhode Island	RI	N					
41. South Carolina	SC	N					
42. South Dakota	SD	N					
43. Tennessee	TN	N					
44. Texas	TX	D	7,300,775	4,658,730	0	395,304	3,609,006
45. Utah	UT	N					503,554
46. Vermont	VT	N					
47. Virginia	VA	N					
48. Washington	WA	N					
49. West Virginia	WV	N					
50. Wisconsin	WI	N					
51. Wyoming	WY	N					
52. American Samoa	AS	N					
53. Guam	GU	N					
54. Puerto Rico	PR	N					
55. U.S. Virgin Islands	VI	N					
56. Northern Mariana Islands	MP	N					
57. Canada	CAN	N					
58. Aggregate other alien	OT	XXX	0	0	0	0	0
59. Totals	XXX		7,380,479	4,659,964	0	395,304	3,609,006
DETAILS OF WRITE-INS							
58001.	XXX						
58002.	XXX						
58003.	XXX						
58998. Summary of remaining write-ins for Line 58 from overflow page	XXX		0	0	0	0	0
58999. Totals (Lines 58001 through 58003 plus 58998)(Line 58 above)	XXX		0	0	0	0	0

(a) Active Status Counts:

1. L - Licensed or Chartered - Licensed insurance carrier or domiciled RRG.....	0	4. Q - Qualified - Qualified or accredited reinsurer.....	0
2. R - Registered - Non-domiciled RRGs.....	0	5. D - Domestic Surplus Lines Insurer (DSL) - Reporting entities authorized to write surplus lines in the state of domicile.....	1
3. E - Eligible - Reporting entities eligible or approved to write surplus lines in the state (other than their state of domicile - see DSLI).....	4	6. N - None of the above - Not allowed to write business in the state.....	52

INSURORS

INDEMNITY COMPANIES



*The remaining GHC LLC, subsidiaries are identified on the Schedule Y for Dallas Specialty Insurance Company / MD Group 5095

STATEMENT AS OF MARCH 31, 2026 OF THE Insurors Indemnity Select Insurance Company

SCHEDULE Y

PART 1A - DETAILS OF INSURANCE HOLDING COMPANY SYSTEM

1	2	3	4	5	6	7	8	9	10	11	12	13	14	15	16
Group Code	Group Name	NAIC Company Code	ID Number	Federal RSSD	CIK	Name of Securities Exchange if Publicly Traded (U.S. or International)	Names of Parent, Subsidiaries Or Affiliates	Domi-ciliary Location	Relation-ship to Reporting Entity	Directly Controlled by (Name of Entity/Person)	Type of Control (Ownership, Board, Management, Attorney-in-Fact, Influence, Other)	If Control is Ownership Provide Percentage	Ultimate Controlling Entity(ies)/Person(s)	Is an SCA Filing Re-quired? (Yes/No)	*
.3279	Insurors Indemnity Companies	40673	75-1791515	0	0		Roadrunner Indemnity Company	TX	RE	Insurors Indemnity Select Insurance Company	Ownership	100.000	Chase Family, LTD	NO	0
.3279	Insurors Indemnity Companies	11496	76-0702699	0	0		Insurors Indemnity Select Insurance Company	TX	RE	Insurors Indemnity Company	Ownership	100.000	Chase Family, LTD	NO	0
.3279	Insurors Indemnity Companies	43273	74-2262949	0	0		Insurors Indemnity Company	TX	RE	Insurors Financial Corp	Ownership	100.000	Chase Family, LTD	NO	0
.0000		00000	75-2908348	0	0		ValueSure Agency, Inc.	TX	NIA	Insurors Indemnity General Agency, Inc.	Ownership	100.000	Chase Family, LTD	NO	0
.0000		00000	74-2760157	0	0		Insurors Indemnity General Agency, Inc.	TX	NIA	Insurors Financial Corp	Ownership	100.000	Chase Family, LTD	NO	0
.0000		00000	74-2505719	0	0		Insurors Financial Corp.	TX	UIP	Chase Family, LTD	Ownership	79.833	Chase Family, LTD	NO	0
.0000		00000	74-2505719	0	0		Insurors Financial Corp.	TX	UIP	GHC Risk Holdings LLC	Ownership	12.488	Chase Family, LTD	NO	0
.0000		00000	74-2692540	0	0		Chase Family Ltd	TX	UIP	Thomas Chase and Helen Chase	Ownership	100.000	Thomas Chase and Helen Chase	NO	0
.0000		00000	99-3860598	0	0		GHC Risk Holdings LLC	DE	UIP	Griffin Highline Capital LLC	Ownership	100.000	Michael Doak and Kent McGaughy	NO	0
.0000		00000	85-1655697	0	0		Griffin Highline Capital LLC	DE	UIP	Griffin Highline Holdings LLC	Ownership	100.000	Michael Doak	NO	0
.0000		00000	85-1655697	0	0		Griffin Highline Capital LLC	DE	UIP	Michael Doak	Ownership	100.000	Michael Doak	NO	0
.0000		00000	85-1655697	0	0		Griffin Highline Capital LLC	DE	UIP			0.000		NO	0
.0000		00000	85-1655697	0	0		Griffin Highline Capital LLC	DE	UIP	Canary Partners, LP	Ownership	100.000	CPMG Inc. / Kent McGaughy	NO	0
.0000		00000		0	0		Canary Partners	DE	UIP	CPMG Inc.	Ownership	100.000	Kent McGaughy	NO	0
.0000		00000	77-0616887	0	0		CPMG Inc.	DE	UIP	Kent McGaughy	Ownership	100.000	Kent McGaughy	NO	0

Asterisk	Explanation

STATEMENT AS OF MARCH 31, 2026 OF THE Insurors Indemnity Select Insurance Company

PART 1 - LOSS EXPERIENCE

Line of Business	Current Year to Date			4 Prior Year to Date Direct Loss Percentage
	1 Direct Premiums Earned	2 Direct Losses Incurred	3 Direct Loss Percentage	
1. Fire	642,867	543,849	84.6	21.6
2.1 Allied Lines	1,357,496	528,137	38.9	30.1
2.2 Multiple peril crop			0.0	0.0
2.3 Federal flood			0.0	0.0
2.4 Private crop			0.0	0.0
2.5 Private flood			0.0	0.0
3. Farmowners multiple peril			0.0	0.0
4. Homeowners multiple peril	1,959,815	804,228	41.0	20.0
5.1 Commercial multiple peril (non-liability portion)	1,504,247	662,113	44.0	41.0
5.2 Commercial multiple peril (liability portion)	237,800	90,944	38.2	38.1
6. Mortgage guaranty			0.0	0.0
8. Ocean marine			0.0	0.0
9.1 Inland marine	839	(4,182)	(498.5)	0.0
9.2 Pet insurance	24,873	8,706	35.0	20.8
10. Financial guaranty			0.0	0.0
11.1 Medical professional liability - occurrence			0.0	0.0
11.2 Medical professional liability - claims-made			0.0	0.0
12. Earthquake			0.0	0.0
13.1 Comprehensive (hospital and medical) individual			0.0	0.0
13.2 Comprehensive (hospital and medical) group			0.0	0.0
14. Credit accident and health			0.0	0.0
15.1 Vision only			0.0	0.0
15.2 Dental only			0.0	0.0
15.3 Disability income			0.0	0.0
15.4 Medicare supplement			0.0	0.0
15.5 Medicaid Title XIX			0.0	0.0
15.6 Medicare Title XVIII			0.0	0.0
15.7 Long-term care			0.0	0.0
15.8 Federal employees health benefits plan			0.0	0.0
15.9 Other health			0.0	0.0
16. Workers' compensation			0.0	0.0
17.1 Other liability - occurrence	5,558	975	17.5	(148.4)
17.2 Other liability - claims-made			0.0	0.0
17.3 Excess workers' compensation			0.0	0.0
18.1 Products liability - occurrence	494	334	67.6	606.9
18.2 Products liability - claims-made			0.0	0.0
19.1 Private passenger auto no-fault (personal injury protection)			0.0	0.0
19.2 Other private passenger auto liability			0.0	0.0
19.3 Commercial auto no-fault (personal injury protection)			0.0	0.0
19.4 Other commercial auto liability			0.0	0.0
21.1 Private passenger auto physical damage			0.0	0.0
21.2 Commercial auto physical damage			0.0	0.0
22. Aircraft (all perils)			0.0	0.0
23. Fidelity			0.0	0.0
24. Surety			0.0	0.0
26. Burglary and theft			0.0	0.0
27. Boiler and machinery			0.0	0.0
28. Credit			0.0	0.0
29. International			0.0	0.0
30. Warranty			0.0	0.0
31. Reinsurance - nonproportional assumed property	XXX	XXX	XXX	XXX
32. Reinsurance - nonproportional assumed liability	XXX	XXX	XXX	XXX
33. Reinsurance - nonproportional assumed financial lines	XXX	XXX	XXX	XXX
34. Aggregate write-ins for other lines of business	0	0	0.0	0.0
35. Totals	5,733,989	2,635,104	46.0	27.6
DETAILS OF WRITE-INS				
3401.				
3402.				
3403.				
3498. Summary of remaining write-ins for Line 34 from overflow page	0	0	0.0	0.0
3499. Totals (Lines 3401 through 3403 plus 3498)(Line 34 above)	0	0	0.0	0.0

STATEMENT AS OF MARCH 31, 2026 OF THE Insurors Indemnity Select Insurance Company

PART 2 - DIRECT PREMIUMS WRITTEN

Line of Business		1	2	3
		Current Quarter	Current Year to Date	Prior Year Year to Date
1.	Fire	1,017,684	1,017,684	725,315
2.1	Allied Lines	1,999,806	1,999,806	1,147,310
2.2	Multiple peril crop	0		
2.3	Federal flood	0		
2.4	Private crop	0		
2.5	Private flood	0		
3.	Farmowners multiple peril	0		
4.	Homeowners multiple peril	2,492,085	2,492,085	1,178,650
5.1	Commercial multiple peril (non-liability portion)	1,539,287	1,539,287	1,303,397
5.2	Commercial multiple peril (liability portion)	255,441	255,441	261,209
6.	Mortgage guaranty	0		
8.	Ocean marine	0		
9.1	Inland marine	330	330	
9.2	Pet insurance	50,325	50,325	45,946
10.	Financial guaranty	0		
11.1	Medical professional liability - occurrence	0		
11.2	Medical professional liability - claims-made	0		
12.	Earthquake	0		
13.1	Comprehensive (hospital and medical) individual	0		
13.2	Comprehensive (hospital and medical) group	0		
14.	Credit accident and health	0		
15.1	Vision only	0		
15.2	Dental only	0		
15.3	Disability income	0		
15.4	Medicare supplement	0		
15.5	Medicaid Title XIX	0		
15.6	Medicare Title XVIII	0		
15.7	Long-term care	0		
15.8	Federal employees health benefits plan	0		
15.9	Other health	0		
16.	Workers' compensation	0		
17.1	Other liability - occurrence	25,521	25,521	(737)
17.2	Other liability - claims-made	0		
17.3	Excess workers' compensation	0		
18.1	Products liability - occurrence	0		(1,126)
18.2	Products liability - claims-made	0		
19.1	Private passenger auto no-fault (personal injury protection)	0		
19.2	Other private passenger auto liability	0		
19.3	Commercial auto no-fault (personal injury protection)	0		
19.4	Other commercial auto liability	0		
21.1	Private passenger auto physical damage	0		
21.2	Commercial auto physical damage	0		
22.	Aircraft (all perils)	0		
23.	Fidelity	0		
24.	Surety	0		
26.	Burglary and theft	0		
27.	Boiler and machinery	0		
28.	Credit	0		
29.	International	0		
30.	Warranty	0		
31.	Reinsurance - nonproportional assumed property	XXX	XXX	XXX
32.	Reinsurance - nonproportional assumed liability	XXX	XXX	XXX
33.	Reinsurance - nonproportional assumed financial lines	XXX	XXX	XXX
34.	Aggregate write-ins for other lines of business	0	0	0
35.	Totals	7,380,479	7,380,479	4,659,964
DETAILS OF WRITE-INS				
3401.			
3402.			
3403.			
3498.	Summary of remaining write-ins for Line 34 from overflow page	0	0	0
3499.	Totals (Lines 3401 through 3403 plus 3498)(Line 34 above)	0	0	0

STATEMENT AS OF MARCH 31, 2026 OF THE Insurors Indemnity Select Insurance Company

PART 3 (\$000 OMITTED)

LOSS AND LOSS ADJUSTMENT EXPENSE RESERVES SCHEDULE

	1	2	3	4	5	6	7	8	9	10	11	12	13
Years in Which Losses Occurred	Prior Year-End Known Case Loss and LAE Reserves	Prior Year-End IBNR Loss and LAE Reserves	Total Prior Year-End Loss and LAE Reserves (Cols. 1+2)	2026 Loss and LAE Payments on Claims Reported as of Prior Year-End	2026 Loss and LAE Payments on Claims Unreported as of Prior Year-End	Total 2026 Loss and LAE Payments (Cols. 4+5)	Q.S. Date Known Case Loss and LAE Reserves on Claims Reported and Open as of Prior Year End	Q.S. Date Known Case Loss and LAE Reserves on Claims Reported or Reopened Subsequent to Prior Year End	Q.S. Date IBNR Loss and LAE Reserves	Total Q.S. Loss and LAE Reserves (Cols.7+8+9)	Prior Year-End Known Case Loss and LAE Reserves Developed (Savings)/ Deficiency (Cols.4+7 minus Col. 1)	Prior Year-End IBNR Loss and LAE Reserves Developed (Savings)/ Deficiency (Cols. 5+8+9 minus Col. 2)	Prior Year-End Total Loss and LAE Reserve Developed (Savings)/ Deficiency (Cols. 11+12)
1. 2023 + Prior													
2. 2024													
3. Subtotals 2024 + Prior													
4. 2025													
5. Subtotals 2025 + Prior													
6. 2026	XXX	XXX	XXX	XXX			XXX				XXX	XXX	XXX
7. Totals													
8. Prior year-end surplus as regards policyholders											Col. 11, Line 7 As % of Col. 1 Line 7	Col. 12, Line 7 As % of Col. 2 Line 7	Col. 13, Line 7 As % of Col. 3 Line 7
											1.	2.	3.
													Col. 13, Line 7 As a % of Col. 1 Line 8
													4.

NONE

SUPPLEMENTAL EXHIBITS AND SCHEDULES INTERROGATORIES

The following supplemental reports are required to be filed as part of your statement filing. However, in the event that your company does not transact the type of business for which the special report must be filed, your response of NO to the specific interrogatory will be accepted in lieu of filing a "NONE" report and a bar code will be printed below. If the supplement is required of your company but is not being filed for whatever reason enter SEE EXPLANATION and provide an explanation following the interrogatory questions.


	Response
1. Will the Trusteed Surplus Statement be filed with the state of domicile and the NAIC with this statement?	NO
2. Will Supplement A to Schedule T (Medical Professional Liability Supplement) be filed with this statement?	NO
3. Will the Medicare Part D Coverage Supplement be filed with the state of domicile and the NAIC with this statement?	NO
4. Will the Director and Officer Insurance Coverage Supplement be filed with the state of domicile and the NAIC with this statement?	NO
AUGUST FILING	
5. Will the regulator-only (non-public) Communication of Internal Control Related Matters Noted in Audit be filed with the state of domicile and electronically with the NAIC (as a regulator-only non-public document) by August 1? The response for 1st and 3rd quarters should be N/A. A NO response resulting with a bar code is only appropriate in the 2nd quarter.	N/A

Explanations:

- 1.
- 2.
- 3.
- 4.

Bar Codes:

1. Trusteed Surplus Statement [Document Identifier 490]
2. Supplement A to Schedule T [Document Identifier 455]
3. Medicare Part D Coverage Supplement [Document Identifier 365]
4. Director and Officer Supplement [Document Identifier 505]



OVERFLOW PAGE FOR WRITE-INS

NONE

STATEMENT AS OF MARCH 31, 2026 OF THE Insurors Indemnity Select Insurance Company

SCHEDULE A - VERIFICATION

Real Estate

	1 Year to Date	2 Prior Year Ended December 31
1. Book/adjusted carrying value, December 31 of prior year		
2. Cost of acquired:		
2.1 Actual cost at time of acquisition		
2.2 Additional investment made after acquisition		
3. Current year change in encumbrances		
4. Total gain (loss) on disposals		
5. Deduct amounts received on disposals		
6. Total foreign exchange change in book/adjusted carrying value		
7. Deduct current year's other than temporary impairment recognized		
8. Deduct current year's depreciation		
9. Book/adjusted carrying value at the end of current period (Lines 1+2+3+4-5+6-7-8)		
10. Deduct total nonadmitted amounts		
11. Statement value at end of current period (Line 9 minus Line 10)		

NONE

SCHEDULE B - VERIFICATION

Mortgage Loans

	1 Year to Date	2 Prior Year Ended December 31
1. Book value/recorded investment excluding accrued interest, December 31 of prior year		
2. Cost of acquired:		
2.1 Actual cost at time of acquisition		
2.2 Additional investment made after acquisition		
3. Capitalized deferred interest and other		
4. Accrual of discount		
5. Unrealized valuation increase/(decrease)		
6. Total gain (loss) on disposals		
7. Deduct amounts received on disposals		
8. Deduct amortization of premium and mortgage interest paid and commitment fees		
9. Total foreign exchange change in book value/recorded investment excluding accrued interest		
10. Deduct current year's other than temporary impairment recognized		
11. Book value/recorded investment excluding accrued interest at end of current period (Lines 1+2+3+4+5+6-7-8+9-10)		
12. Total valuation allowance		
13. Subtotal (Line 11 plus Line 12)		
14. Deduct total nonadmitted amounts		
15. Statement value at end of current period (Line 13 minus Line 14)		

NONE

SCHEDULE BA - VERIFICATION

Other Long-Term Invested Assets

	1 Year to Date	2 Prior Year Ended December 31
1. Book/adjusted carrying value, December 31 of prior year		
2. Cost of acquired:		
2.1 Actual cost at time of acquisition		
2.2 Additional investment made after acquisition		
3. Capitalized deferred interest and other		
4. Accrual of discount		
5. Unrealized valuation increase/(decrease)		
6. Total gain (loss) on disposals		
7. Deduct amounts received on disposals		
8. Deduct amortization of premium, depreciation and proportional amortization		
9. Total foreign exchange change in book/adjusted carrying value		
10. Deduct current year's other than temporary impairment recognized		
11. Book/adjusted carrying value at end of current period (Lines 1+2+3+4+5+6-7-8+9-10)		
12. Deduct total nonadmitted amounts		
13. Statement value at end of current period (Line 11 minus Line 12)		

NONE

SCHEDULE D - VERIFICATION

Bonds and Stocks

	1 Year to Date	2 Prior Year Ended December 31
1. Book/adjusted carrying value of bonds and stocks, December 31 of prior year	17,236,863	15,912,058
2. Cost of bonds and stocks acquired	5,659,142	875,124
3. Accrual of discount	5,664	21,796
4. Unrealized valuation increase/(decrease)	47,734	1,226,091
5. Total gain (loss) on disposals	0	
6. Deduct consideration for bonds and stocks disposed of	68,914	797,475
7. Deduct amortization of premium	207	731
8. Total foreign exchange change in book/adjusted carrying value	0	
9. Deduct current year's other than temporary impairment recognized	0	
10. Total investment income recognized as a result of prepayment penalties and/or acceleration fees	0	0
11. Book/adjusted carrying value at end of current period (Lines 1+2+3+4+5-6-7+8-9+10)	22,880,282	17,236,863
12. Deduct total nonadmitted amounts	0	0
13. Statement value at end of current period (Line 11 minus Line 12)	22,880,282	17,236,863

STATEMENT AS OF MARCH 31, 2026 OF THE Insurors Indemnity Select Insurance Company

SCHEDULE D - PART 1B

Showing the Acquisitions, Dispositions and Non-Trading Activity
During the Current Quarter for all Bonds and Preferred Stock by NAIC Designation

NAIC Designation	1 Book/Adjusted Carrying Value Beginning of Current Quarter	2 Acquisitions During Current Quarter	3 Dispositions During Current Quarter	4 Non-Trading Activity During Current Quarter	5 Book/Adjusted Carrying Value End of First Quarter	6 Book/Adjusted Carrying Value End of Second Quarter	7 Book/Adjusted Carrying Value End of Third Quarter	8 Book/Adjusted Carrying Value December 31 Prior Year
ISSUER CREDIT OBLIGATIONS (ICO)								
1. NAIC 1 (a)	3,985,692	3,226,349	0	4,102	7,216,143	0	0	3,985,692
2. NAIC 2 (a)	0	0	0	0	0	0	0	0
3. NAIC 3 (a)	0	0	0	0	0	0	0	0
4. NAIC 4 (a)	0	0	0	0	0	0	0	0
5. NAIC 5 (a)	0	0	0	0	0	0	0	0
6. NAIC 6 (a)	0	0	0	0	0	0	0	0
7. Total ICO	3,985,692	3,226,349	0	4,102	7,216,143	0	0	3,985,692
ASSET-BACKED SECURITIES (ABS)								
8. NAIC 1	1,918,286	2,432,793	68,914	1,355	4,283,520	0	0	1,918,286
9. NAIC 2	0	0	0	0	0	0	0	0
10. NAIC 3	0	0	0	0	0	0	0	0
11. NAIC 4	0	0	0	0	0	0	0	0
12. NAIC 5	0	0	0	0	0	0	0	0
13. NAIC 6	0	0	0	0	0	0	0	0
14. Total ABS	1,918,286	2,432,793	68,914	1,355	4,283,520	0	0	1,918,286
PREFERRED STOCK								
15. NAIC 1	0	0	0	0	0	0	0	0
16. NAIC 2	0	0	0	0	0	0	0	0
17. NAIC 3	0	0	0	0	0	0	0	0
18. NAIC 4	0	0	0	0	0	0	0	0
19. NAIC 5	0	0	0	0	0	0	0	0
20. NAIC 6	0	0	0	0	0	0	0	0
21. Total Preferred Stock	0	0	0	0	0	0	0	0
22. Total ICO, ABS & Preferred Stock	5,903,978	5,659,142	68,914	5,457	11,499,663	0	0	5,903,978

(a) Book/Adjusted Carrying Value column for the end of the current reporting period includes the following amount of short-term and cash equivalent bonds by NAIC designation:

NAIC 1 \$0 ; NAIC 2 \$0 ; NAIC 3 \$0 NAIC 4 \$0 ; NAIC 5 \$0 ; NAIC 6 \$0

S102

Schedule DA - Part 1 - Short-Term Investments

N O N E

Schedule DA - Verification - Short-Term Investments

N O N E

Schedule DB - Part A - Verification - Options, Caps, Floors, Collars, Swaps and Forwards

N O N E

Schedule DB - Part B - Verification - Futures Contracts

N O N E

Schedule DB - Part C - Section 1 - Replication (Synthetic Asset) Transactions (RSATs) Open

N O N E

Schedule DB-Part C-Section 2-Reconciliation of Replication (Synthetic Asset) Transactions Open

N O N E

Schedule DB - Verification - Book/Adjusted Carrying Value, Fair Value and Potential Exposure of
Derivatives

N O N E

SCHEDULE E - PART 2 - VERIFICATION

(Cash Equivalents)

	1	2
	Year To Date	Prior Year Ended December 31
1. Book/adjusted carrying value, December 31 of prior year	194,279	24,243
2. Cost of cash equivalents acquired	2,928,640	1,488,871
3. Accrual of discount	0	0
4. Unrealized valuation increase/(decrease)	0	0
5. Total gain (loss) on disposals	0	0
6. Deduct consideration received on disposals	453,417	1,318,835
7. Deduct amortization of premium	0	0
8. Total foreign exchange change in book/adjusted carrying value	0	0
9. Deduct current year's other than temporary impairment recognized	0	0
10. Book/adjusted carrying value at end of current period (Lines 1+2+3+4+5-6-7+8-9)	2,669,502	194,279
11. Deduct total nonadmitted amounts	0	0
12. Statement value at end of current period (Line 10 minus Line 11)	2,669,502	194,279

Schedule A - Part 2 - Real Estate Acquired and Additions Made

N O N E

Schedule A - Part 3 - Real Estate Disposed

N O N E

Schedule B - Part 2 - Mortgage Loans Acquired and Additions Made

N O N E

Schedule B - Part 3 - Mortgage Loans Disposed, Transferred or Repaid

N O N E

Schedule BA - Part 2 - Other Long-Term Invested Assets Acquired and Additions Made

N O N E

Schedule BA - Part 3 - Other Long-Term Invested Assets Disposed, Transferred or Repaid

N O N E

STATEMENT AS OF MARCH 31, 2026 OF THE Insurors Indemnity Select Insurance Company

SCHEDULE D - PART 3

Show All Long-Term Bonds and Stocks Acquired During the Current Quarter

1 CUSIP Identification	2 Description	3 Date Acquired	4 Name of Vendor	5 Number of Shares of Stock	6 Actual Cost	7 Par Value	8 Paid for Accrued Interest and Dividends	9 NAIC Designation, NAIC Designation Modifier and SVO Admini- strative Symbol
91282C-PY-1	UNITED STATES TREASURY NOTE	02/18/2026	GOLDMAN SACHS & CO. LLC		252,315	250,000	525	1.A
91282C-OB-0	UNITED STATES TREASURY NOTE	03/19/2026	BMO CAPITAL MARKETS CORP.		1,982,741	2,000,000	3,668	1.A
91282C-QE-4	UNITED STATES TREASURY NOTE	03/31/2026	MORGAN STANLEY & CO. LLC		991,292	1,000,000	1,617	1.A
0019999999	Subtotal - issuer credit obligations - U.S. government obligations (exempt from RBC)				3,226,348	3,250,000	5,810	XXX
0489999999	Total - issuer credit obligations (unaffiliated)				3,226,348	3,250,000	5,810	XXX
0499999999	Total - issuer credit obligations (affiliated)				0	0	0	XXX
0509999997	Total - issuer credit obligations - Part 3				3,226,348	3,250,000	5,810	XXX
0509999998	Total - issuer credit obligations - Part 5				XXX	XXX	XXX	XXX
0509999999	Total - issuer credit obligations				3,226,348	3,250,000	5,810	XXX
3140Y8-GJ-9	UMBS - POOL CC2000	03/23/2026	BOK FINANCIAL SECURITIES INC.		1,970,794	1,990,073	6,357	1.A FE
3142GU-NB-5	UMBS - POOL RJ3985	03/20/2026	CITIGROUP GLOBAL MARKETS INC.		461,999	457,213	1,537	1.A FE
1039999999	Subtotal - asset-backed securities - financial asset-backed securities - self-liquidating - agency residential mortgage-backed securities - not/partially guaranteed (not exempt from RBC)				2,432,793	2,447,286	7,894	XXX
1889999999	Total - asset-backed securities (unaffiliated)				2,432,793	2,447,286	7,894	XXX
1899999999	Total - asset-backed securities (affiliated)				0	0	0	XXX
1909999997	Total - asset-backed securities - Part 3				2,432,793	2,447,286	7,894	XXX
1909999998	Total - asset-backed securities - Part 5				XXX	XXX	XXX	XXX
1909999999	Total - asset-backed securities				2,432,793	2,447,286	7,894	XXX
2009999999	Total - issuer credit obligations and asset-backed securities				5,659,141	5,697,286	13,704	XXX
4509999997	Total - preferred stocks - Part 3				0	XXX	0	XXX
4509999998	Total - preferred stocks - Part 5				XXX	XXX	XXX	XXX
4509999999	Total - preferred stocks				0	XXX	0	XXX
5989999997	Total - common stocks - Part 3				0	XXX	0	XXX
5989999998	Total - common stocks - Part 5				XXX	XXX	XXX	XXX
5989999999	Total - common stocks				0	XXX	0	XXX
5999999999	Total - preferred and common stocks				0	XXX	0	XXX
6009999999	Totals				5,659,141	XXX	13,704	XXX

STATEMENT AS OF MARCH 31, 2026 OF THE Insurors Indemnity Select Insurance Company

SCHEDULE D - PART 4

Show All Long-Term Bonds and Stocks Sold, Redeemed or Otherwise Disposed of During the Current Quarter

1	2	3	4	5	6	7	8	9	Change In Book/Adjusted Carrying Value					15	16	17	18	19	20	21	
									10	11	12	13	14								
CUSIP Identification	Description	Disposal Date	Name of Purchaser	Number of Shares of Stock	Consideration	Par Value	Actual Cost	Prior Year Book/Adjusted Carrying Value	Unrealized Valuation Increase/(Decrease)	Current Year's (Amortization)/Accretion	Current Year's Other Than Temporary Impairment Recognized	Total Change in Book/Adjusted Carrying Value (10 + 11 - 12)	Total Foreign Exchange Change in Book /Adjusted Carrying Value	Book/Adjusted Carrying Value at Disposal Date	Foreign Exchange Gain (Loss) on Disposal	Realized Gain (Loss) on Disposal	Total Gain (Loss) on Disposal	Bond Interest/Stock Dividends Received During Year	Stated Contractual Maturity Date	NAIC Designation, NAIC Designation Modifier and SVO Administrative Symbol	
0489999999	Total - issuer credit obligations (unaffiliated)			0	0	0	0	0	0	0	0	0	0	0	0	0	0	0	0	XXX	XXX
0499999999	Total - issuer credit obligations (affiliated)			0	0	0	0	0	0	0	0	0	0	0	0	0	0	0	0	XXX	XXX
0509999997	Total - issuer credit obligations - Part 4			0	0	0	0	0	0	0	0	0	0	0	0	0	0	0	0	XXX	XXX
0509999998	Total - issuer credit obligations - Part 5			XXX	XXX	XXX	XXX	XXX	XXX	XXX	XXX	XXX	XXX	XXX	XXX	XXX	XXX	XXX	XXX	XXX	XXX
0509999999	Total - issuer credit obligations			0	0	0	0	0	0	0	0	0	0	0	0	0	0	0	0	XXX	XXX
38374L-RZ-6	GOVERNMENT NATIONAL MORTGAGE A 05-56 JA	03/01/2026	MBS PAYDOWN	261	261	261	262	262	0	0	0	0	0	261	0	0	0	2	05/17/2035	1.A FE	
1019999999	Subtotal - asset-backed securities - financial asset-backed securities - self-liquidating - agency residential mortgage-backed securities - guaranteed (exempt from RBC)			261	261	261	262	262	0	0	0	0	0	261	0	0	0	2	XXX	XXX	
3132DS-LC-4	UMBS - POOL SD4823	03/01/2026	MBS PAYDOWN	27,740	27,740	27,740	26,925	27,733	0	7	0	7	0	27,740	0	0	0	281	12/01/2053	1.A FE	
3140LX-CA-1	UMBS - POOL BT8164	03/01/2026	MBS PAYDOWN	4,768	4,768	4,768	4,541	4,766	0	2	0	2	0	4,768	0	0	0	28	06/01/2052	1.A FE	
3140QP-2F-3	UMBS - POOL CB4373	03/01/2026	MBS PAYDOWN	8,957	8,957	8,957	8,820	8,955	0	1	0	1	0	8,957	0	0	0	53	08/01/2052	1.A FE	
1039999999	Subtotal - asset-backed securities - financial asset-backed securities - self-liquidating - agency residential mortgage-backed securities - not/partially guaranteed (not exempt from RBC)			41,465	41,465	41,465	40,286	41,454	0	10	0	10	0	41,465	0	0	0	362	XXX	XXX	
98163V-AD-0	WORLD OMNI AUTO RECEIVABLES TR 22-D A3	03/15/2026	MBS PAYDOWN	27,188	27,188	27,188	27,183	27,139	0	48	0	48	0	27,188	0	0	0	250	02/15/2028	1.A FE	
1119999999	Subtotal - asset-backed securities - financial asset-backed securities - self-liquidating - other financial asset-backed securities - self-liquidating (unaffiliated)			27,188	27,188	27,188	27,183	27,139	0	48	0	48	0	27,188	0	0	0	250	XXX	XXX	
1889999999	Total - asset-backed securities (unaffiliated)			68,914	68,914	68,914	67,761	68,855	0	58	0	58	0	68,914	0	0	0	614	XXX	XXX	
1899999999	Total - asset-backed securities (affiliated)			0	0	0	0	0	0	0	0	0	0	0	0	0	0	0	0	XXX	XXX
1909999997	Total - asset-backed securities - Part 4			68,914	68,914	68,914	67,761	68,855	0	58	0	58	0	68,914	0	0	0	614	XXX	XXX	
1909999998	Total - asset-backed securities - Part 5			XXX	XXX	XXX	XXX	XXX	XXX	XXX	XXX	XXX	XXX	XXX	XXX	XXX	XXX	XXX	XXX	XXX	XXX
1909999999	Total - asset-backed securities			68,914	68,914	68,914	67,761	68,855	0	58	0	58	0	68,914	0	0	0	614	XXX	XXX	
2009999999	Total - issuer credit obligations and asset-backed securities			68,914	68,914	68,914	67,761	68,855	0	58	0	58	0	68,914	0	0	0	614	XXX	XXX	
4509999997	Total - preferred stocks - Part 4			0	XXX	0	0	0	0	0	0	0	0	0	0	0	0	0	0	XXX	XXX
4509999998	Total - preferred stocks - Part 5			XXX	XXX	XXX	XXX	XXX	XXX	XXX	XXX	XXX	XXX	XXX	XXX	XXX	XXX	XXX	XXX	XXX	XXX
4509999999	Total - preferred stocks			0	XXX	0	0	0	0	0	0	0	0	0	0	0	0	0	0	XXX	XXX
5989999997	Total - common stocks - Part 4			0	XXX	0	0	0	0	0	0	0	0	0	0	0	0	0	0	XXX	XXX
5989999998	Total - common stocks - Part 5			XXX	XXX	XXX	XXX	XXX	XXX	XXX	XXX	XXX	XXX	XXX	XXX	XXX	XXX	XXX	XXX	XXX	XXX
5989999999	Total - common stocks			0	XXX	0	0	0	0	0	0	0	0	0	0	0	0	0	0	XXX	XXX
5999999999	Total - preferred and common stocks			0	XXX	0	0	0	0	0	0	0	0	0	0	0	0	0	0	XXX	XXX
6009999999	Totals			68,914	XXX	67,761	68,855	68,855	0	58	0	58	0	68,914	0	0	0	614	XXX	XXX	

EO5

Schedule DB - Part A - Section 1 - Options, Caps, Floors, Collars, Swaps and Forwards Open

N O N E

Schedule DB - Part B - Section 1 - Futures Contracts Open

N O N E

Schedule DB - Part B - Section 1B - Brokers with whom cash deposits have been made

N O N E

Schedule DB - Part D - Section 1 - Counterparty Exposure for Derivative Instruments Open

N O N E

Schedule DB - Part D-Section 2 - Collateral for Derivative Instruments Open - Pledged By

N O N E

Schedule DB - Part D-Section 2 - Collateral for Derivative Instruments Open - Pledged To

N O N E

Schedule DB - Part E - Derivatives Hedging Variable Annuity Guarantees

N O N E

Schedule DL - Part 1 - Reinvested Collateral Assets Owned

N O N E

Schedule DL - Part 2 - Reinvested Collateral Assets Owned

N O N E

STATEMENT AS OF MARCH 31, 2026 OF THE Insurors Indemnity Select Insurance Company

SCHEDULE E - PART 1 - CASH

Month End Depository Balances

1 Depository	2 Restricted Asset Code	3 Rate of Interest	4 Amount of Interest Received During Current Quarter	5 Amount of Interest Accrued at Current Statement Date	Book Balance at End of Each Month During Current Quarter			9 *
					6 First Month	7 Second Month	8 Third Month	
CENTRAL NATIONAL BANK ATLAS PREMIUM WACO, TX					1,537,463	1,885,015	1,051,579	XXX
CENTRAL NATIONAL BANK iMGA CLAIM WACO, TX					(275,037)	(279,574)	(353,474)	XXX
CENTRAL NATIONAL BANK OPERATING WACO, TX		3.040			1,102,249	1,446,752	883,811	XXX
CENTRAL NATIONAL BANK COMPANY CLAIMS WACO, TX		0.300			271,452	212,762	115,326	XXX
CENTRAL NATIONAL BANK PROMONTORY SHADOW WACO, TX					1,559,785	4,286,778	7,626	XXX
CENTRAL NATIONAL BANK iMGA PREMIUM WACO, TX		0.500			1,869,779	1,768,439	821,509	XXX
CENTRAL NATIONAL BANK iMGA REFUND WACO, TX					(41,867)	(54,072)	(70,474)	XXX
CENTRAL NATIONAL BANK ATLAS CLAIMS WACO, TX					(175,985)	(95,237)	(133,427)	XXX
CENTRAL NATIONAL BANK ATLAS REFUND WACO, TX					(77,458)	(69,466)	(100,429)	XXX
0199998. Deposits in ... depositories that do not exceed the allowable limit in any one depository (see instructions) - open depositories	XXX	XXX	0	0	0	0	0	XXX
0199999. Totals - open depositories	XXX	XXX	0	0	5,770,381	9,101,397	2,222,047	XXX
0299998. Deposits in ... depositories that do not exceed the allowable limit in any one depository (see instructions) - suspended depositories	XXX	XXX	0	0	0	0	0	XXX
0299999. Totals - suspended depositories	XXX	XXX	0	0	0	0	0	XXX
0399999. Total cash on deposit	XXX	XXX	0	0	5,770,381	9,101,397	2,222,047	XXX
0499999. Cash in company's office	XXX	XXX	XXX	XXX	0	0	0	XXX
.....								
.....								
.....								
0599999. Total	XXX	XXX	0	0	5,770,381	9,101,397	2,222,047	XXX

SCHEDULE E - PART 2 - CASH EQUIVALENTS

Show Investments Owned End of Current Quarter

1 CUSIP	2 Description	3 Restricted Asset Code	4 Date Acquired	5 Stated Rate of Interest	6 Maturity Date	7 Book/Adjusted Carrying Value	8 Amount of Interest Due and Accrued	9 Amount Received During Year
0489999999. Total - issuer credit obligations (unaffiliated)						0	0	0
0499999999. Total - issuer credit obligations (affiliated)						0	0	0
0509999999. Total - issuer credit obligations						0	0	0
31846V-54-2	FIRST AMER TREASURY OBLIG-Z		03/20/2026	0.000		2,669,502	0	0
8209999999. Subtotal - exempt money market mutual funds - as identified by the SVO						2,669,502	0	0
8589999999. Total cash equivalents (unaffiliated)						2,669,502	0	0
8599999999. Total cash equivalents (affiliated)						0	0	0
8609999999 - Total cash equivalents						2,669,502	0	0